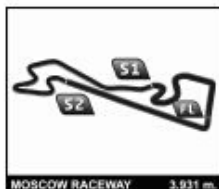


Computerised results and timing service

MOSCOW RACEWAY
FORMULA RENAULT 2.0 EURO CUP
QUALIFYING 1 (GROUP A)
Final Classification

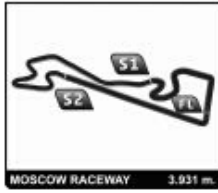
Driver	Nation	ASN	Team	Time	Lap	Total	Gap	Kph
1 1 Anthoine HUBERT	FRA		TECH 1 RACING	1:32.388	8	8	-	153.2
2 19 Nyck DE VRIES	NED		KOIRANEN GP	1:32.546	5	6	+0.158	+0.158 152.9
3 5 Levin AMWEG	SUI		ART JUNIOR TEAM	1:32.654	7	7	+0.266	+0.108 152.7
4 6 Cailan O'KEEFE	RSA		ART JUNIOR TEAM	1:32.679	7	7	+0.291	+0.025 152.7
5 45 Matevos ISAAKYAN	RUS		JD MOTORSPORT	1:32.754	8	8	+0.366	+0.075 152.6
6 22 Dennis OLSEN	NOR		PREMA POWERTEAM	1:32.956	8	8	+0.568	+0.202 152.2
7 23 Alexander ALBON	THA		KTR	1:32.973	6	8	+0.585	+0.017 152.2
8 14 Gustav MALJA	SWE		JOSEF KAUFMANIN RACING	1:33.008	7	7	+0.620	+0.035 152.2
9 21 Hans VILLEMI	EST		PREMA POWERTEAM	1:33.078	8	8	+0.690	+0.070 152.0
10 9 Martin RUMP	EST		FORTEC MOTORSPORTS	1:33.369	8	8	+0.981	+0.291 151.6
11 24 Gregor RAMSAY	GBR		KTR	1:33.530	7	8	+1.142	+0.161 151.3
12 11 Steijn SCHOTHORST	NED		MANOR MP MOTORSPORT	1:33.544	8	8	+1.156	+0.014 151.3
13 46 Dennis KORNEEV	RUS		JD MOTORSPORT	1:33.551	8	8	+1.163	+0.007 151.3
14 54 Danylo PRONENKO	RUS		BVM MOTORSPORT	1:35.140	8	9	+2.752	+1.589 148.7
Fastest Lap	Lap 8		Anthoine HUBERT	1:32.388				153.2 Kph
Circuit Record Lap	22/06/2013		Oliver ROWLAND	1:32.545				152.9 Kph
Circuit Best Lap	23/06/2013		Esteban OCON	1:31.451				154.7 Kph



Computerised results and timing service

MOSCOW RACEWAY
FORMULA RENAULT 2.0 EURO CUP
QUALIFYING 1 (GROUP B)
Final Classification

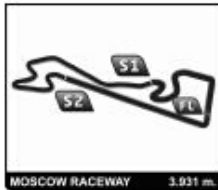
Driver	Nation	ASN	Team	Time	Lap	Total	Gap	Kph
1 4 Aurélien PANIS	FRA		ART JUNIOR TEAM	1:32.025	7	7	-	153.8
2 3 Egor ORUDZHEV	RUS		TECH 1 RACING	1:32.176	5	6	+0.151	+0.151 153.5
3 10 Andrea PIZZITOLA	FRA		MANOR MP MOTORSPORT	1:32.248	8	8	+0.223	+0.072 153.4
4 7 Matt PARRY	GBR		FORTEC MOTORSPORTS	1:32.255	5	7	+0.230	+0.007 153.4
5 16 Ryan TYETER	USA		JOSEF KAUFMANIN RACING	1:32.331	6	7	+0.306	+0.076 153.3
6 15 Kevin JÖRG	SLI		JOSEF KAUFMANIN RACING	1:32.339	7	7	+0.314	+0.008 153.3
7 18 Ignazio D'AGOSTO	ITA		KOIRANEN GP	1:32.533	5	7	+0.508	+0.194 152.9
8 58 George RUSSELL	GBR		KOIRANEN GP	1:32.573	7	7	+0.548	+0.040 152.9
9 28 Simon GACHET	FRA		ARTA ENGINEERING	1:32.581	6	7	+0.556	+0.008 152.9
10 20 Bruno BONIFACIO	BRA		PREMA POWERTEAM	1:32.701	9	9	+0.676	+0.120 152.7
11 17 Nick CASSIDY	NZL		KOIRANEN GP	1:32.738	6	7	+0.713	+0.037 152.6
12 2 Vasily ROMANOV	RUS		TECH 1 RACING	1:32.924	7	7	+0.899	+0.186 152.3
13 8 Jack AITKEN	GBR		FORTEC MOTORSPORTS	1:33.050	6	7	+1.025	+0.126 152.1
14 55 Semen EYSTIGNEEV	RUS		BVM MOTORSPORT	1:33.810	6	9	+1.785	+0.760 150.9
Fastest Lap	Lap 7		Aurélien PANIS	1:32.025				153.8 Kph
Circuit Record Lap	22/06/2013		Oliver ROWLAND	1:32.545				152.9 Kph
Circuit Best Lap	23/06/2013		Esteban OCON	1:31.451				154.7 Kph



Computerised results and timing service

MOSCOW RACEWAY
FORMULA RENAULT 2.0 EUROCU
QUALIFYING 2 (GROUP A)
Final Classification

Driver	Nation ASN	Team	Time	Lap	Total	Gap	Kph
1 19 Nyck DE VRIES	NED	KOIRANEN GP	1:32.082	3	6	-	153.7
2 23 Alexander ALBON	THA	KTR	1:32.323	5	8	+0.241	153.3
3 22 Dennis OLSEN	NOR	PREMA POWERTEAM	1:32.400	8	8	+0.318	153.2
4 45 Matevos ISAAKYAN	RUS	JD MOTORSPORT	1:32.401	5	7	+0.319	153.2
5 6 Callan O'KEEFE	RSA	ART JUNIOR TEAM	1:32.454	4	7	+0.372	153.1
6 9 Martin RUMP	EST	FORTEC MOTORSPORTS	1:32.507	5	8	+0.425	153.0
7 1 Anthoine HUBERT	FRA	TECH 1 RACING	1:32.564	6	6	+0.482	152.9
8 21 Hans VILLEMI	EST	PREMA POWERTEAM	1:32.618	6	9	+0.536	152.8
9 11 Steijn SCHOTHORST	NED	MANOR MP MOTORSPORT	1:32.625	8	8	+0.543	152.8
10 14 Gustav MALJA	SWE	JOSEF KAUFMANN RACING	1:32.780	4	6	+0.698	152.5
11 5 Levin AMWEG	SUI	ART JUNIOR TEAM	1:32.846	5	8	+0.764	152.4
12 46 Dennis KORNEEV	RUS	JD MOTORSPORT	1:33.007	4	8	+0.925	152.2
13 24 Gregor RAMSAY	GBR	KTR	1:33.121	6	8	+1.039	152.0
14 54 Danylo PRONENKO	RUS	BVM MOTORSPORT	1:34.273	9	10	+2.191	150.1
Fastest Lap	Lap 3	Nyck DE VRIES	1:32.082				153.7 Kph
Circuit Record Lap	28/06/2014	Egor ORUDZHEV	1:32.535				152.9 Kph
Circuit Best Lap	23/06/2013	Esteban OCON	1:31.451				154.7 Kph



Computerised results and timing service

MOSCOW RACEWAY
FORMULA RENAULT 2.0 EUROCU
QUALIFYING 2 (GROUP B)
Final Classification

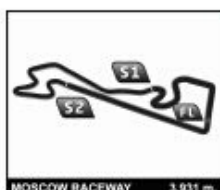
Driver	Nation ASN	Team	Time	Lap	Total	Gap	Kph
1 15 Kevin JÖRG	SUI	JOSEF KAUFMANN RACING	1:32.327	6	7	-	153.3
2 7 Matt PARRY	GBR	FORTEC MOTORSPORTS	1:32.419	6	6	+0.092	153.1
3 10 Andrea PIZZITOLA	FRA	MANOR MP MOTORSPORT	1:32.432	8	8	+0.105	153.1
4 4 Aurélien PANIS	FRA	ART JUNIOR TEAM	1:32.486	8	8	+0.159	153.0
5 3 Egor ORUDZHEV	RUS	TECH 1 RACING	1:32.700	7	7	+0.373	152.7
6 16 Ryan TYETER	USA	JOSEF KAUFMANN RACING	1:32.710	6	7	+0.383	152.6
7 8 Jack AITKEN	GBR	FORTEC MOTORSPORTS	1:32.794	8	8	+0.467	152.5
8 58 George RUSSELL	GBR	KOIRANEN GP	1:32.849	7	7	+0.522	152.4
9 28 Simon GACHET	FRA	ARTA ENGINEERING	1:32.914	7	7	+0.587	152.3
10 18 Ignazio D'AGOSTO	ITA	KOIRANEN GP	1:33.101	6	7	+0.774	152.0
11 17 Nick CASSIDY	NZL	KOIRANEN GP	1:33.206	6	7	+0.879	151.8
12 2 Vasily ROMANOV	RUS	TECH 1 RACING	1:33.345	7	7	+1.018	151.6
13 55 Semen EYSTIGNEEV	RUS	BVM MOTORSPORT	1:33.994	9	9	+1.667	150.6

Max. qual. time: 1:41.559

20 Bruno BONIFACIO

BRA PREMA POWERTEAM

Fastest Lap	Lap 6	Kevin JÖRG	1:32.327				153.3 Kph
Circuit Record Lap	28/06/2014	Egor ORUDZHEV	1:32.535				152.9 Kph
Circuit Best Lap	23/06/2013	Esteban OCON	1:31.451				154.7 Kph



Computerised results and timing service

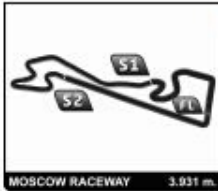
MOSCOW RACEWAY
FORMULA RENAULT 2.0 EUROCU
RACE 1 (25' +1 lap)
Final Classification

Driver	Nation ASN	Team	Laps	Total Time	Gap	Kph	Best Lap		
							Lap	Time	Kph
1 (25) 4 Aurélien PANIS	FRA	ART JUNIOR TEAM	18	27:56.379	-	152.0	7	1:32.796	152.5
2 (18) 10 Andrea PIZZITOLA	FRA	MANOR MP MOTORSPORT	18	27:58.954	+2.575	151.7	5	1:32.811	152.5
3 (15) 7 Matt PARRY	GBR	FORTEC MOTORSPORTS	18	28:01.278	+4.899	151.5	7	1:32.741	152.6
4 (12) 5 Levin AMWEG	SUI	ART JUNIOR TEAM	18	28:02.032	+5.653	151.4	10	1:32.800	152.5
5 (19) 6 Callan O'KEEFE	RSA	ART JUNIOR TEAM	J	28:03.514	+7.135	151.3	16	1:32.703	152.7
6 (8) 3 Egor ORUDZHEV	RUS	TECH 1 RACING	18	28:05.117	+8.738	151.2	16	1:32.535	152.9
7 (9) 15 Kevin JÖRG	SUI	JOSEF KAUFMANN RACING	18	28:08.190	+11.811	150.9	8	1:33.021	152.1
8 45 Matevos ISAAKYAN	RUS	JD MOTORSPORT	J	28:08.572	+12.193	150.9	7	1:32.939	152.3
9 (4) 22 Dennis OLSEN	NOR	PREMA POWERTEAM	J	28:09.866	+13.487	150.7	7	1:32.972	152.2
10 (2) 1 Anthoine HUBERT	FRA	TECH 1 RACING	J	28:09.916	+13.537	150.7	16	1:32.833	152.4
11 (1) 23 Alexander ALBON	THA	KTR	J	28:11.382	+15.003	150.6	18	1:32.879	152.4
12 16 Ryan TYETER	USA	JOSEF KAUFMANN RACING	18	28:14.706	+18.327	150.3	14	1:33.168	151.9
13 18 Ignazio D'AGOSTO	ITA	KOIRANEN GP	18	28:15.454	+19.075	150.2	16	1:33.239	151.8
14 14 Gustav MALJA	SWE	JOSEF KAUFMANN RACING	18	28:16.493	+20.114	150.2	15	1:33.205	151.8
15 58 George RUSSELL	GBR	KOIRANEN GP	J	28:18.577	+22.198	150.0	15	1:33.331	151.6
16 20 Bruno BONIFACIO	BRA	PREMA POWERTEAM	18	28:18.709	+22.330	150.0	18	1:33.133	152.0
17 21 Hans VILLEMI	EST	PREMA POWERTEAM	18	28:20.778	+24.399	149.8	18	1:33.127	152.0
18 28 Simon GACHET	FRA	ARTA ENGINEERING	18	28:23.732	+27.353	149.5	12	1:33.394	151.5
19 46 Dennis KORNEEV	RUS	JD MOTORSPORT	18	28:25.436	+29.057	149.4	13	1:33.562	151.3
20 2 Yasly ROMANOV	RUS	TECH 1 RACING	J	28:25.899	+29.520	149.3	18	1:33.374	151.6
21 11 Steijn SCHOTHORST	NED	MANOR MP MOTORSPORT	18	28:28.333	+31.954	149.1	10	1:33.265	151.7
22 9 Martin RUMP	EST	FORTEC MOTORSPORTS	18	28:29.606	+33.227	149.0	7	1:33.508	151.3
23 55 Semen EYSTIGNEEV	RUS	BVM MOTORSPORT	J	28:30.630	+34.251	148.9	12	1:33.295	151.7
24 24 Gregor RAMSAY	GBR	KTR	J	28:31.485	+35.106	148.8	12	1:33.701	151.0
25 17 Nick CASSIDY	NZL	KOIRANEN GP	18	28:33.259	+36.880	148.7	11	1:33.255	151.8
26 54 Danylo PRONENKO	RUS	BVM MOTORSPORT	18	28:45.230	+48.851	147.6	9	1:34.701	149.4

Not classified:

8 Jack AITKEN	GBR	FORTEC MOTORSPORTS	4	6:30.235			3	1:34.364	150.0
19 Nyck DE VRIES	NED	KOIRANEN GP	1	1:56.717					

Pole Position		A. PANIS		1:32.025	153.8 Kph
Fastest Lap	Lap 16	Egor ORUDZHEV		1:32.535	152.9 Kph
Circuit Record Lap	28/06/2014	Egor ORUDZHEV		1:32.535	152.9 Kph
Circuit Best Lap	23/06/2013	Esteban OCON		1:31.451	154.7 Kph



Computerised results and timing service

MOSCOW RACEWAY
FORMULA RENAULT 2.0 EUROCUP
RACE 2 (25' +1 lap)
Final Classification

Driver	Nation	ASN	Team	Laps	Total Time	Gap	Kph	Best Lap		
								Lap	Time	Kph
1 (24) 15 Kevin JÖRG	SUI		JOSEF KAUFMANN RACING	18	28:01.419	-	151.5	5	1:32.961	152.2
2 (18) 19 Nyck DE VRIES	NED		KOIRANEN GP	18	28:02.167	+0.768	151.4	10	1:33.112	152.0
3 (12) 23 Alexander ALBON	THA		KTR	J 18	28:03.977	+2.558	151.3	10	1:33.000	152.2
4 (12) 7 Matt PARRY	GBR		FORTEC MOTORSPORTS	18	28:04.656	+3.237	151.2	12	1:33.009	152.2
5 (10) 22 Dennis OLSEN	NOR		PREMA POWERTEAM	J 18	28:05.593	+4.174	151.1	13	1:33.006	152.2
6 (8) 10 Andrea PIZZITOLA	FRA		MANOR MP MOTORSPORT	18	28:06.070	+4.651	151.1	13	1:33.151	151.9
7 45 Matevos ISAAKYAN	RUS		JD MOTORSPORT	J 18	28:07.201	+5.782	151.0	15	1:33.004	152.2
8 (6) 4 Aurélien PANIS	FRA		ART JUNIOR TEAM	18	28:07.843	+6.424	150.9	10	1:32.927	152.3
9 (6) 3 Egor ORUDZHEV	RUS		TECH 1 RACING	18	28:08.426	+7.007	150.9	9	1:33.033	152.1
10 (2) 6 Callan O'KEEFE	RSA		ART JUNIOR TEAM	J 18	28:09.302	+7.883	150.8	11	1:32.913	152.3
11 (1) 16 Ryan TYETER	USA		JOSEF KAUFMANN RACING	18	28:17.768	+16.349	150.0	7	1:33.403	151.5
12 8 Jack AITKEN	GBR		FORTEC MOTORSPORTS	18	28:18.969	+17.550	149.9	10	1:33.211	151.8
13 1 Anthoine HUBERT	FRA		TECH 1 RACING	J 18	28:19.121	+17.702	149.9	10	1:33.256	151.8
14 18 Ignazio D'AGOSTO	ITA		KOIRANEN GP	18	28:20.415	+18.996	149.8	10	1:33.236	151.8
15 21 Hans VILLEMI	EST		PREMA POWERTEAM	18	28:24.097	+22.678	149.5	13	1:33.105	152.0
16 11 Steljn SCHOTHORST	NED		MANOR MP MOTORSPORT	18	28:27.011	+25.592	149.2	14	1:33.499	151.4
17 14 Gustav MALJA	SWE		JOSEF KAUFMANN RACING	18	28:27.797	+26.378	149.2	14	1:33.548	151.3
18 46 Dennis KORNEEV	RUS		JD MOTORSPORT	18	28:33.329	+31.910	148.7	10	1:33.486	151.4
19 9 Martin RUMP	EST		FORTEC MOTORSPORTS	18	28:34.874	+33.455	148.5	9	1:33.319	151.6
20 55 Semen EYSTIGNEEV	RUS		BVM MOTORSPORT	J 18	28:36.879	+35.460	148.4	12	1:33.916	150.7
21 24 Gregor RAMSAY	GBR		KTR	J 18	28:38.686	+37.267	148.2	7	1:33.700	151.0
22 58 George RUSSELL	GBR		KOIRANEN GP	J 18	28:39.210	+37.791	148.2	13	1:33.139	151.9
23 5 Levin AMWEG	SUI		ART JUNIOR TEAM	18	28:40.520	+39.101	148.1	12	1:33.311	151.7
24 2 Vasily ROMANOV	RUS		TECH 1 RACING	J 18	28:40.724	+39.305	148.0	8	1:33.111	152.0
25 17 Nick CASSIDY	NZL		KOIRANEN GP	18	28:44.488	+43.069	147.7	11	1:33.525	151.3
26 54 Danylo PRONENKO	RUS		BVM MOTORSPORT	18	28:46.165	+44.746	147.6	13	1:34.407	149.9
Not classified:										
28 Simon GACHET	FRA		ARTA ENGINEERING	13	22:29.145			4	1:33.647	151.1
Not started:										
20 Bruno BONIFACIO	BRA		PREMA POWERTEAM							
Pole Position			N. DE VRIES						1:32.082	153.7 Kph
Fastest Lap	Lap 11		Callan O'KEEFE						1:32.913	152.3 Kph
Circuit Record Lap	28/06/2014		Egor ORUDZHEV						1:32.535	152.9 Kph
Circuit Best Lap	23/06/2013		Esteban OCON						1:31.451	154.7 Kph