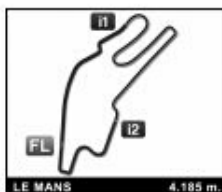


RENAULT SPORT

world series
by RENAULT

FORMULA RENAULT 2.0
EUROCUP



LE MANS
FORMULA RENAULT 2.0 EUROCUP
QUALIFYING 1 (GROUP A)

Amended



Final Classification

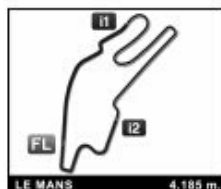
Driver	Nation ASN	Team	Time	Lap	Total	Gap	Kph
1 14 Louis DELÉTRAZ	SUI	JOSEF KAUFMANN RACING	1:33.010	5	7	-	162.0
2 3 Jack AITKEN	GBR	KOIRANEN GP	1:33.060	6	7	+0.050	161.9
3 9 Ukyo SASAHARA	JPN	ART JUNIOR TEAM	1:33.123	6	6	+0.113	161.8
4 22 Antoine HUBERT	FRA	TECH 1 RACING	1:33.147	6	7	+0.137	161.7
5 8 Valentin HASSE-CLOT	FRA	FORTEC MOTORSPORTS	1:33.212	7	7	+0.202	161.6
6 35 Matevos ISAAKYAN	RUS	J.D. MOTORSPORT SRL	1:33.275	7	8	+0.265	161.5
7 19 Ignazio D'AGOSTO	ITA	MANOR MP MOTORSPORT	1:33.358	5	7	+0.348	161.4
8 5 Martin KODRIC	CRO	FORTEC MOTORSPORTS	1:33.466	7	7	+0.456	161.2
9 20 Hugo DE SADELEER	SUI	TECH 1 RACING	1:33.963	7	7	+0.953	160.3
10 26 James ALLEN	AUS	ARTA ENGINEERING	1:34.012	7	7	+1.002	160.3
11 37 Nikita TROITSKY	RUS	J.D. MOTORSPORT SRL	1:34.051	7	8	+1.041	160.2
12 58 Denis BULATOV	RUS	AVF	1:34.367	8	8	+1.357	159.7

Fastest Lap	Lap 5	Louis DELÉTRAZ	1:33.010	162.0 Kph
Circuit Record Lap	11/3/2015	Jack AITKEN	1:32.907	162.2 Kph
Circuit Best Lap	26/09/2015	Kevin JÖRG	1:32.871	162.2 Kph

RENAULT SPORT

world series
by RENAULT

FORMULA RENAULT 2.0
EUROCUP



LE MANS
FORMULA RENAULT 2.0 EUROCUP
QUALIFYING 1 (GROUP B)



Final Classification

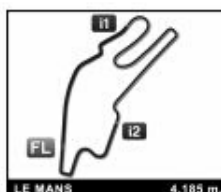
Driver	Nation ASN	Team	Time	Lap	Total	Gap	Kph
1 15 Kevin JÖRG	SUI	JOSEF KAUFMANN RACING	1:32.871	5	7	-	162.2
2 6 Ben BARNICOAT	GBR	FORTEC MOTORSPORTS	1:33.077	4	7	+0.206	161.9
3 27 Hamza SCOTT	GBR	AVF	1:33.188	4	7	+0.317	161.7
4 17 Dennis OLSEN	NOR	MANOR MP MOTORSPORT	1:33.295	6	7	+0.424	161.5
5 21 Simon GACHET	FRA	TECH 1 RACING	1:33.383	6	7	+0.512	161.3
6 36 Thiago VIVACQUA	BRA	J.D. MOTORSPORT SRL	1:33.396	8	8	+0.525	161.3
7 2 Jake HUGHES	GBR	KOIRANEN GP	1:33.686	7	7	+0.815	160.8
8 25 Amaury RICHARD	FRA	ARTA ENGINEERING	1:33.990	4	7	+1.119	160.3
9 18 Bruno BAPTISTA	BRA	MANOR MP MOTORSPORT	1:34.298	4	7	+1.427	159.8
10 10 Darius OSKOLI	SUI	ART JUNIOR TEAM	1:34.421	5	7	+1.550	159.6
11 46 Christopher ANTHONY	AUS	MANOR MP MOTORSPORT	1:35.143	7	9	+2.272	158.4

Fastest Lap	Lap 5	Kevin JÖRG	1:32.871	162.2 Kph
Circuit Record Lap	11/3/2015	Jack AITKEN	1:32.907	162.2 Kph
Circuit Best Lap	26/09/2015	Kevin JÖRG	1:32.871	162.2 Kph

RENAULT SPORT

world series
by RENAULT

FORMULA RENAULT 2.0
EUROCUP



LE MANS
FORMULA RENAULT 2.0 EUROCUP
QUALIFYING 2 (GROUP A)



Final Classification

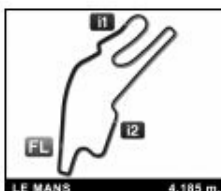
Driver	Nation ASN	Team	Time	Lap	Total	Gap	Kph
1 22 Anthoine HUBERT	FRA	TECH 1 RACING	1:32.657	7	7	-	162.6
2 19 Ignazio D'AGOSTO	ITA	MANOR MP MOTORSPORT	1:32.828	4	7	+0.171	162.3
3 14 Louis DELÉTRAZ	SUI	JOSEF KAUFMANN RACING	1:32.828	5	7	+0.171	162.3
4 3 Jack AITKEN	GBR	KOIRANEN GP	1:32.965	8	9	+0.308	162.1
5 9 Ukyo SASAHARA	JPN	ART JUNIOR TEAM	1:33.046	4	6	+0.389	161.9
6 35 Matevos ISAAKYAN	RUS	J.D. MOTORSPORT SRL	1:33.083	7	8	+0.426	161.9
7 5 Martin KODRIC	CRO	FORTEC MOTORSPORTS	1:33.094	7	7	+0.437	161.8
8 8 Valentin HASSE-CLOT	FRA	FORTEC MOTORSPORTS	1:33.188	5	7	+0.531	161.7
9 37 Nikita TROITSKIY	RUS	J.D. MOTORSPORT SRL	1:33.267	7	8	+0.610	161.5
10 26 James ALLEN	AUS	ARTA ENGINEERING	1:33.520	6	7	+0.863	161.1
11 20 Hugo DE SADELEER	SUI	TECH 1 RACING	1:33.651	7	7	+0.994	160.9
12 58 Denis BULATOV	RUS	AVF	1:34.028	5	8	+1.371	160.2

Fastest Lap	Lap 7	Anthoine HUBERT	1:32.657	162.6 Kph
Circuit Record Lap	11/3/2015	Jack AITKEN	1:32.907	162.2 Kph
Circuit Best Lap	27/09/2015	Anthoine HUBERT	1:32.657	162.6 Kph

RENAULT SPORT

world series
by RENAULT

FORMULA RENAULT 2.0
EUROCUP



LE MANS
FORMULA RENAULT 2.0 EUROCUP
QUALIFYING 2 (GROUP B)



Final Classification

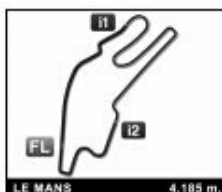
Driver	Nation ASN	Team	Time	Lap	Total	Gap	Kph
1 21 Simon GACHET	FRA	TECH 1 RACING	1:32.729	7	7	-	162.5
2 15 Kevin JÖRG	SUI	JOSEF KAUFMANN RACING	1:32.741	7	7	+0.012	162.5
3 17 Dennis OLSEN	NOR	MANOR MP MOTORSPORT	1:32.943	8	8	+0.214	162.1
4 27 Harrison SCOTT	GBR	AVF	1:32.994	7	7	+0.265	162.0
5 6 Ben BARNICOAT	GBR	FORTEC MOTORSPORTS	1:33.101	5	7	+0.372	161.8
6 10 Darius OSKOLUI	SUI	ART JUNIOR TEAM	1:33.156	7	7	+0.427	161.7
7 2 Jake HUGHES	GBR	KOIRANEN GP	1:33.184	7	8	+0.455	161.7
8 25 Amaury RICHARD	FRA	ARTA ENGINEERING	1:33.351	8	8	+0.622	161.4
9 36 Thiago VIVACQUA	BRA	J.D. MOTORSPORT SRL	1:33.435	7	8	+0.706	161.2
10 46 Christopher ANTHONY	AUS	MANOR MP MOTORSPORT	1:34.346	6	9	+1.617	159.7

Fastest Lap	Lap 7	Simon GACHET	1:32.729	162.5 Kph
Circuit Record Lap	11/3/2015	Jack AITKEN	1:32.907	162.2 Kph
Circuit Best Lap	27/09/2015	Anthoine HUBERT	1:32.657	162.6 Kph

RENAULT SPORT

world series
by RENAULT

FORMULA RENAULT 2.0
EUROCUP



LE MANS
FORMULA RENAULT 2.0 EUROCUP
RACE 1 (25' +1 lap)

Final Classification

Pos	Driver	Nation	ASN	Team	Laps	Total Time	Gap	Kph	Best Lap		
									Lap	Time	Kph
1	6 Ben BARNICOAT	GBR		FORTEC MOTORSPORTS	14	22:12.480	-	158.3	8	1:34.449	159.5
2	15 Kevin JÖRG	SUI		JOSEF KAUFMANN RACING	14	22:13.936	+1.456	158.1	9	1:34.478	159.5
3	14 Louis DELÉTRAZ	SUI		JOSEF KAUFMANN RACING	14	22:18.673	+6.193	157.6	11	1:34.677	159.1
4	3 Jack AITKEN	GBR		KOIRANEN GP	14	22:18.992	+6.512	157.5	12	1:34.598	159.3
5	9 Ukyo SASAHARA	JPN		ART JUNIOR TEAM	14	22:20.238	+7.758	157.4	6	1:34.738	159.0
6	22 Anthoine HUBERT	FRA		TECH 1 RACING	14	22:23.646	+11.166	157.0	6	1:34.869	158.8
7	17 Dennis OLSEN	NOR		MANOR MP MOTORSPORT	14	22:26.287	+13.807	156.7	8	1:35.011	158.6
8	19 Ignazio D'AGOSTO	ITA		MANOR MP MOTORSPORT	14	22:26.475	+13.995	156.6	11	1:34.917	158.7
9	8 Valentin HASSE-CLOT	FRA		FORTEC MOTORSPORTS	R 14	22:26.931	+14.451	156.6	11	1:34.934	158.7
10	5 Martin KODRIC	CRO		FORTEC MOTORSPORTS	14	22:27.460	+14.970	156.5	11	1:35.003	158.6
11	21 Simon GACHET	FRA		TECH 1 RACING	14	22:32.111	+19.631	156.0	7	1:35.086	158.4
12	25 Amaury RICHARD	FRA		ARTA ENGINEERING	R 14	22:33.296	+20.816	155.9	4	1:35.346	158.0
13	10 Darius OSKOUJ	SUI		ART JUNIOR TEAM	R 14	22:33.466	+20.986	155.8	7	1:34.973	158.6
14	18 Bruno BAPTISTA	BRA		MANOR MP MOTORSPORT	R 14	22:34.041	+21.561	155.8	7	1:35.249	158.2
15	20 Hugo DE SADELEER	SUI		TECH 1 RACING	14	22:34.943	+22.463	155.7	7	1:35.149	158.3
16	36 Thilo VIVACQUA	BRA		J.D. MOTORSPORT SRL	14	22:35.007	+22.527	155.7	7	1:34.785	158.9
17	37 Nikita TROITSKIY	RUS		J.D. MOTORSPORT SRL	R 14	22:36.973	+24.493	155.4	8	1:35.327	158.0
18	58 Denis BULATOV	RUS		AVF	R 14	22:39.529	+27.049	155.1	10	1:35.515	157.7
19	46 Christopher ANTHONY	AUS		MANOR MP MOTORSPORT	14	22:43.243	+30.763	154.7	8	1:35.560	157.7
20	26 James ALLEN	AUS		ARTA ENGINEERING	14	22:43.626	+31.146	154.7	11	1:35.609	157.6
21	35 Matevos ISAAKYAN	RUS		J.D. MOTORSPORT SRL	14	23:06.171	+53.691	152.2	11	1:34.734	159.0

Not classified:

22	2 Jake HUGHES	GBR		KOIRANEN GP	11	17:37.954			8	1:34.932	158.7
----	---------------	-----	--	-------------	----	-----------	--	--	---	----------	-------

Excluded

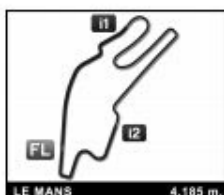
27	Harrison SCOTT	GBR		AVF	R 14	22:34.064			7	1:35.238	158.2
----	----------------	-----	--	-----	------	-----------	--	--	---	----------	-------

Pole Position		K. JÖRG	1:32.871	162.2 Kph
Fastest Lap	Lap 8	Ben BARNICOAT	1:34.449	159.5 Kph
Circuit Record Lap	11/3/2015	Jack AITKEN	1:32.907	162.2 Kph
Circuit Best Lap	26/09/2015	Kevin JÖRG	1:32.871	162.2 Kph

RENAULT SPORT

world series
by RENAULT

FORMULA
RENAULT 2.0
EUROCUP



LE MANS
FORMULA RENAULT 2.0 EUROCU
RACE 2 (25' +1 lap)



Final Classification

	Driver	Nation	ASN	Team	Laps	Total Time	Gap	Kph	Best Lap		
									Lap	Time	Kph
1	(25) 22 Anthoine HUBERT	FRA		TECH 1 RACING	17	28:03.249	-	152.2	15	1:34.397	159.6
2	(18) 17 Dennis OLSEN	NOR		MANOR MP MOTORSPORT	17	28:05.299	+2.050	152.0	8	1:34.479	159.5
3	(15) 21 Simon GACHET	FRA		TECH 1 RACING	17	28:05.300	+2.051	152.0	8	1:34.538	159.4
4	(12) 19 Ignazio D'AGOSTO	ITA		MANOR MP MOTORSPORT	17	28:05.799	+2.550	151.9	16	1:34.525	159.4
5	(10) 6 Ben BARNICOAT	GBR		FORTEC MOTORSPORTS	17	28:07.657	+4.408	151.8	8	1:34.376	159.6
6	(8) 3 Jack AITKEN	GBR		KOIRANEN GP	17	28:07.915	+4.666	151.7	9	1:34.346	159.7
7	(6) 15 Kevin JÖRG	SUI		JOSEF KAUFMANN RACING	17	28:09.650	+6.401	151.6	8	1:34.277	159.8
8	(4) 14 Louis DELÉTRAZ	SUI		JOSEF KAUFMANN RACING	17	28:10.826	+7.577	151.5	14	1:34.361	159.7
9	(2) 9 Ukyo SASAHARA	JPN		ART JUNIOR TEAM	17	28:11.073	+7.824	151.5	8	1:34.311	159.7
10	(1) 27 Harrison SCOTT	GBR		AVF	R 17	28:11.909	+8.740	151.4	8	1:34.238	159.9
11	36 Thiago VIVACQUA	BRA		J.D. MOTORSPORT SRL	17	28:12.121	+8.872	151.4	11	1:34.518	159.4
12	8 Valentin HASSE-CLOT	FRA		FORTEC MOTORSPORTS	R 17	28:13.816	+10.567	151.2	7	1:34.423	159.6
13	5 Martin KODRIC	CRO		FORTEC MOTORSPORTS	17	28:14.595	+11.346	151.1	11	1:33.846	160.5
14	10 Darius OSKOUJ	SUI		ART JUNIOR TEAM	R 17	28:14.609	+11.360	151.1	7	1:34.088	160.1
15	2 Jake HUGHES	GBR		KOIRANEN GP	17	28:15.746	+12.497	151.0	14	1:34.171	160.0
16	25 Amaury RICHARD	FRA		ARTA ENGINEERING	R 17	28:19.897	+16.648	150.7	8	1:34.666	159.1
17	20 Hugo DE SADELEER	SUI		TECH 1 RACING	17	28:27.873	+24.624	150.0	8	1:34.945	158.7
18	26 James ALLEN	AUS		ARTA ENGINEERING	17	28:28.290	+25.041	149.9	9	1:34.919	158.7
19	58 Denis BULATOV	RUS		AVF	R 17	28:28.414	+25.165	149.9	10	1:35.382	158.0
20	46 Christopher ANTHONY	AUS		MANOR MP MOTORSPORT	17	28:41.485	+38.236	148.8	13	1:35.324	158.1

Not classified:

37	Nikita TROITSKIY	RUS		J.D. MOTORSPORT SRL	R 14	28:16.849			12	1:34.717	159.1
22	35 Matevos ISAAKYAN	RUS		J.D. MOTORSPORT SRL	0						

Pole Position		A. HUBERT	1:32.657	162.6 Kph
Fastest Lap	Lap 11	Martin KODRIC	1:33.846	160.5 Kph
Circuit Record Lap	11/3/2015	Jack AITKEN	1:32.907	162.2 Kph
Circuit Best Lap	27/09/2015	Anthoine HUBERT	1:32.657	162.6 Kph