

## 4 Hours of Red Bull Ring EURO CUP FORMULA RENAULT 2.0 Qualifying Session 1

### Provisional Classification

Driver	Nation	ASN	Team		Time	Lap	Total	Gap	Kph	
1 2 Lando NORRIS	GBR		JOSEF KAUFMANN RACING	R	<b>1:28.712</b>	8	9	-	-	<b>175.6</b>
2 1 Jehan DARUVALA	IND		JOSEF KAUFMANN RACING		<b>1:29.002</b>	4	8	+0.290	+0.290	<b>175.0</b>
3 33 Max DEFOURNY	BEL		R-ace GP		<b>1:29.045</b>	7	9	+0.333	+0.043	<b>174.9</b>
4 22 Harrison SCOTT	GBR		AVF by ADRIAN VALLES		<b>1:29.046</b>	6	8	+0.334	+0.001	<b>174.9</b>
5 62 Ferdinand HABSBURG	AUT		FORTEC MOTORSPORTS		<b>1:29.126</b>	7	8	+0.414	+0.080	<b>174.7</b>
6 9 Dorian BOCCOLACCI	FRA		TECH 1 RACING		<b>1:29.186</b>	6	9	+0.474	+0.060	<b>174.6</b>
7 14 Will PALMER	GBR		R-ace GP	R	<b>1:29.301</b>	8	9	+0.589	+0.115	<b>174.4</b>
8 10 Hugo DE SADELEER	CHE		TECH 1 RACING		<b>1:29.333</b>	7	9	+0.621	+0.032	<b>174.3</b>
9 17 Alexey KORNEEV	RUS		JD MOTORSPORT	R	<b>1:29.336</b>	6	8	+0.624	+0.003	<b>174.3</b>
10 16 Julien FALCHERO	FRA		R-ace GP	R	<b>1:29.336</b>	8	9	+0.624	+0.000	<b>174.3</b>
11 18 James ALLEN	AUS		JD MOTORSPORT		<b>1:29.451</b>	5	9	+0.739	+0.115	<b>174.1</b>
12 6 Bruno BAPTISTA	BRA		FORTEC MOTORSPORTS		<b>1:29.495</b>	7	8	+0.783	+0.044	<b>174.0</b>
13 21 Henrique CHAVES	POR		AVF by ADRIAN VALLES		<b>1:29.528</b>	4	8	+0.816	+0.033	<b>174.0</b>
14 12 Gabriel AUBRY	FRA		TECH 1 RACING	R	<b>1:29.653</b>	4	8	+0.941	+0.125	<b>173.7</b>
15 11 Sacha FENESTRAZ	FRA		TECH 1 RACING	R	<b>1:29.705</b>	6	8	+0.993	+0.052	<b>173.6</b>
16 3 Robert SHWARTZMAN	RUS		JOSEF KAUFMANN RACING	R	<b>1:29.834</b>	7	9	+1.122	+0.129	<b>173.4</b>
17 5 Vasily ROMANOV	RUS		FORTEC MOTORSPORTS		<b>1:29.856</b>	3	8	+1.144	+0.022	<b>173.3</b>
18 44 Finlay HUTCHISON	GBR		MARK BURDETT MOTORSPORT	R	<b>1:30.112</b>	8	9	+1.400	+0.256	<b>172.8</b>
19 35 Alessandro PERULLO	ITA		TECHNORACE	R	<b>1:30.233</b>	5	10	+1.521	+0.121	<b>172.6</b>

<b>Fastest Lap</b>	Lap 8	Lando NORRIS	<b>1:28.712</b>	175.6 Kph
<b>Circuit Record Lap</b>	21/7/2013	Pierre GASLY	<b>1:30.796</b>	171.5 Kph
<b>Circuit Best Lap</b>	15/07/2016	Jehan DARUVALA	<b>1:28.615</b>	175.7 Kph

**CAR 35 BEST LAP TIME DELETED DUE TO ART. 28.12**

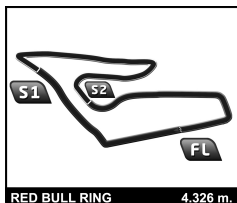
Published at: .....

Track Status:

**DRY**

Race Director:

Timekeeper:



## 4 Hours of Red Bull Ring EURO CUP FORMULA RENAULT 2.0 Qualifying Session 2

### Final Classification

Driver	Nation	ASN	Team	Time	Lap	Total	Gap	Kph	
1 22 Harrison SCOTT	GBR		AVF by ADRIAN VALLES	<b>1:28.172</b>	17	18	-	-	<b>176.6</b>
2 2 Lando NORRIS	GBR		JOSEF KAUFMANN RACING	<b>1:28.505</b>	15	15	+0.333	+0.333	<b>176.0</b>
3 33 Max DEFOURNY	BEL		R-ace GP	<b>1:28.638</b>	14	17	+0.466	+0.133	<b>175.7</b>
4 14 Will PALMER	GBR		R-ace GP	<b>1:28.674</b>	17	17	+0.502	+0.036	<b>175.6</b>
5 9 Dorian BOCCOLACCI	FRA		TECH 1 RACING	<b>1:28.707</b>	17	17	+0.535	+0.033	<b>175.6</b>
6 21 Henrique CHAVES	POR		AVF by ADRIAN VALLES	<b>1:28.725</b>	17	17	+0.553	+0.018	<b>175.5</b>
7 1 Jehan DARUVALA	IND		JOSEF KAUFMANN RACING	<b>1:28.743</b>	15	15	+0.571	+0.018	<b>175.5</b>
8 12 Gabriel AUBRY	FRA		TECH 1 RACING	<b>1:28.808</b>	17	17	+0.636	+0.065	<b>175.4</b>
9 62 Ferdinand HABSBERG	AUT		FORTEC MOTORSPORTS	<b>1:28.852</b>	13	15	+0.680	+0.044	<b>175.3</b>
10 17 Alexey KORNEEV	RUS		JD MOTORSPORT	<b>1:28.914</b>	15	15	+0.742	+0.062	<b>175.2</b>
11 18 James ALLEN	AUS		JD MOTORSPORT	<b>1:28.957</b>	15	15	+0.785	+0.043	<b>175.1</b>
12 5 Vasily ROMANOV	RUS		FORTEC MOTORSPORTS	<b>1:28.964</b>	14	14	+0.792	+0.007	<b>175.1</b>
13 16 Julien FALCHERO	FRA		R-ace GP	<b>1:29.073</b>	17	17	+0.901	+0.109	<b>174.8</b>
14 3 Robert SHWARTZMAN	RUS		JOSEF KAUFMANN RACING	<b>1:29.081</b>	15	15	+0.909	+0.008	<b>174.8</b>
15 11 Sacha FENESTRAZ	FRA		TECH 1 RACING	<b>1:29.211</b>	17	17	+1.039	+0.130	<b>174.6</b>
16 6 Bruno BAPTISTA	BRA		FORTEC MOTORSPORTS	<b>1:29.289</b>	15	15	+1.117	+0.078	<b>174.4</b>
17 10 Hugo DE SADELEER	CHE		TECH 1 RACING	<b>1:29.364</b>	15	17	+1.192	+0.075	<b>174.3</b>
18 44 Finlay HUTCHISON	GBR		MARK BURDETT MOTORSPORT	<b>1:29.543</b>	15	15	+1.371	+0.179	<b>173.9</b>
19 35 Alessandro PERULLO	ITA		TECHNORACE	<b>1:30.031</b>	15	16	+1.859	+0.488	<b>173.0</b>

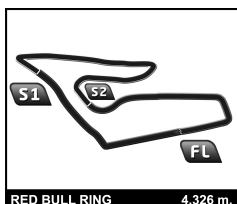
<b>Fastest Lap</b>	Lap 17	Harrison SCOTT	<b>1:28.172</b>	176.6 Kph
<b>Circuit Record Lap</b>	16/07/2016	Dorian BOCCOLACCI	<b>1:29.060</b>	174.9 Kph
<b>Circuit Best Lap</b>	17/07/2016	Harrison SCOTT	<b>1:28.172</b>	176.6 Kph

CAR Nº 21 BEST LAPTIME DELETED DUE TO CAUSED A FCY  
 CAR Nº 62 BEST LAPTIME DELETED DUE TO LEFT THE TRACK AND GAINED LASTING ADVANTAGE  
 CAR Nº 33 BEST LAPTIME DELETED DUE TO SET BEST LAPTIME DURING FCY  
 CAR Nº 21 BEST LAPTIME REINSTATED DUE STEWARDS DECISION Nº 3

Published at: .....

Track Status: **DRY**

<b>Stewards:</b>	<b>Timekeeper:</b>
------------------	--------------------



## 4 Hours of Red Bull Ring EUROCUP FORMULA RENAULT 2.0 Race 1 (25' + 1 lap)

### Final Classification

										Best Lap		
Driver	Nation	ASN	Team		Laps	Total Time	Gap	Kph	Lap	Time	Kph	
1	2	<b>Lando NORRIS</b>	GBR	JOSEF KAUFMANN RACING	R	18	<b>27:09.024</b>	-	172.1	4	<b>1:29.695</b>	173.6
2	33	<b>Max DEFOURNY</b>	BEL	R-ace GP		18	<b>27:09.914</b>	+0.890	172.0	6	<b>1:29.351</b>	174.3
3	62	<b>Ferdinand HABSBURG</b>	AUT	FORTEC MOTORSPORTS		18	<b>27:10.941</b>	+1.917	171.9	4	<b>1:29.739</b>	173.5
4	22	<b>Harrison SCOTT</b>	GBR	AVF by ADRIAN VALLES		18	<b>27:11.159</b>	+2.135	171.9	11	<b>1:29.606</b>	173.8
5	1	<b>Jehan DARUVALA</b>	IND	JOSEF KAUFMANN RACING		18	<b>27:12.460</b>	+3.436	171.7	11	<b>1:29.556</b>	173.9
6	10	<b>Hugo DE SADELEER</b>	CHE	TECH 1 RACING		18	<b>27:13.507</b>	+4.483	171.6	13	<b>1:29.645</b>	173.7
7	16	<b>Julien FALCHERO</b>	FRA	R-ace GP	R	18	<b>27:19.635</b>	+10.611	171.0	13	<b>1:29.749</b>	173.5
8	17	<b>Alexey KORNEEV</b>	RUS	JD MOTORSPORT	R	18	<b>27:20.310</b>	+11.286	170.9	11	<b>1:29.728</b>	173.6
9	6	<b>Bruno BAPTISTA</b>	BRA	FORTEC MOTORSPORTS		18	<b>27:23.567</b>	+14.543	170.6	11	<b>1:30.009</b>	173.0
10	9	<b>Dorian BOCCOLACCI</b>	FRA	TECH 1 RACING		18	<b>27:23.777</b>	+14.753	170.5	17	<b>1:29.060</b>	174.9
11	3	<b>Robert SHWARTZMAN</b>	RUS	JOSEF KAUFMANN RACING	R	18	<b>27:27.030</b>	+18.006	170.2	12	<b>1:29.834</b>	173.4
12	18	<b>James ALLEN</b>	AUS	JD MOTORSPORT		18	<b>27:27.954</b>	+18.930	170.1	12	<b>1:29.660</b>	173.7
13	11	<b>Sacha FENESTRAZ</b>	FRA	TECH 1 RACING	R	18	<b>27:33.367</b>	+24.343	169.5	11	<b>1:30.414</b>	172.2
14	12	<b>Gabriel AUBRY</b>	FRA	TECH 1 RACING	R	18	<b>27:34.388</b>	+25.364	169.4	11	<b>1:30.081</b>	172.9
15	5	<b>Vasily ROMANOV</b>	RUS	FORTEC MOTORSPORTS		18	<b>27:36.705</b>	+27.681	169.2	16	<b>1:29.339</b>	174.3
16	21	<b>Henrique CHAVES</b>	POR	AVF by ADRIAN VALLES		18	<b>27:46.415</b>	+37.391	168.2	11	<b>1:29.869</b>	173.3
17	44	<b>Finlay HUTCHISON</b>	GBR	MARK BURDETT MOTORSPORT	R	15	<b>23:11.081</b>	3 Laps	167.9	12	<b>1:30.400</b>	172.3
18	35	<b>Alessandro PERULLO</b>	ITA	TECHNORACE	R	14	<b>21:30.654</b>	4 Laps	168.9	13	<b>1:30.116</b>	172.8
19	14	<b>Will PALMER</b>	GBR	R-ace GP	R	9	<b>13:55.490</b>	9 Laps	167.8	4	<b>1:30.417</b>	172.2

<b>Pole Position</b>		L. NORRIS	<b>1:28.712</b>	175.6 Kph
<b>Fastest Lap</b>	Lap 17	Dorian BOCCOLACCI	<b>1:29.060</b>	174.9 Kph
<b>Circuit Record Lap</b>	16/07/2016	Dorian BOCCOLACCI	<b>1:29.060</b>	174.9 Kph
<b>Circuit Best Lap</b>	15/07/2016	Jehan DARUVALA	<b>1:28.615</b>	175.7 Kph

**TRACK LIMITS**  
**TRACK LIMITS**  
**10<sup>th</sup> PENALTY TO CAR 21 DUE TO STEWARDS DECISION NR 1**  
**10 SECONDS PENALTY TO CARS N° 12 - 9 - 21 - 5 DUE TO TRACK LIMITS**

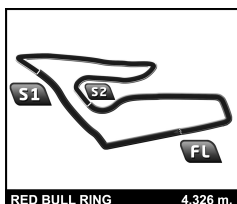
Published at: .....

Track Status:

**DRY**

Stewards:

Timekeeper:



## 4 Hours of Red Bull Ring EUROCUP FORMULA RENAULT 2.0 Race 2 (25' + 1 lap)

### Final Classification

								Best Lap			
Driver	Nation	ASN	Team	Laps	Total Time	Gap	Kph	Lap	Time	Kph	
1	22	<b>Harrison SCOTT</b>	GBR	AVF by ADRIAN VALLES	18	<b>26:53.448</b>	-	173.7	16	<b>1:28.824</b>	175.3
2	33	<b>Max DEFOURNY</b>	BEL	R-ace GP	18	<b>26:53.904</b>	+0.456	173.7	11	<b>1:28.794</b>	175.4
3	2	<b>Lando NORRIS</b>	GBR	JOSEF KAUFMANN RACING	R 18	<b>26:58.894</b>	+5.446	173.2	15	<b>1:29.107</b>	174.8
4	9	<b>Dorian BOCCOLACCI</b>	FRA	TECH 1 RACING	18	<b>26:59.327</b>	+5.879	173.1	8	<b>1:29.112</b>	174.8
5	21	<b>Henrique CHAVES</b>	POR	AVF by ADRIAN VALLES	18	<b>27:03.822</b>	+10.374	172.6	12	<b>1:29.280</b>	174.4
6	14	<b>Will PALMER</b>	GBR	R-ace GP	R 18	<b>27:05.125</b>	+11.677	172.5	10	<b>1:29.418</b>	174.2
7	1	<b>Jehan DARUVALA</b>	IND	JOSEF KAUFMANN RACING	18	<b>27:07.558</b>	+14.110	172.2	12	<b>1:29.523</b>	174.0
8	62	<b>Ferdinand HABSBURG</b>	AUT	FORTEC MOTORSPORTS	18	<b>27:07.817</b>	+14.369	172.2	12	<b>1:29.558</b>	173.9
9	17	<b>Alexey KORNEEV</b>	RUS	JD MOTORSPORT	R 18	<b>27:08.597</b>	+15.149	172.1	10	<b>1:29.539</b>	173.9
10	11	<b>Sacha FENESTRAZ</b>	FRA	TECH 1 RACING	R 18	<b>27:15.128</b>	+21.680	171.4	9	<b>1:29.793</b>	173.4
11	10	<b>Hugo DE SADELEER</b>	CHE	TECH 1 RACING	18	<b>27:15.632</b>	+22.184	171.4	10	<b>1:29.504</b>	174.0
12	12	<b>Gabriel AUBRY</b>	FRA	TECH 1 RACING	R 18	<b>27:16.028</b>	+22.580	171.3	15	<b>1:29.694</b>	173.6
13	6	<b>Bruno BAPTISTA</b>	BRA	FORTEC MOTORSPORTS	18	<b>27:20.109</b>	+26.661	170.9	13	<b>1:29.868</b>	173.3
14	5	<b>Vasily ROMANOV</b>	RUS	FORTEC MOTORSPORTS	18	<b>27:20.660</b>	+27.212	170.9	13	<b>1:29.479</b>	174.0
15	18	<b>James ALLEN</b>	AUS	JD MOTORSPORT	18	<b>27:21.267</b>	+27.819	170.8	9	<b>1:29.364</b>	174.3
16	16	<b>Julien FALCHERO</b>	FRA	R-ace GP	R 18	<b>27:27.457</b>	+34.009	170.2	13	<b>1:30.247</b>	172.6
17	44	<b>Finlay HUTCHISON</b>	GBR	MARK BURDETT MOTORSPORT	R 18	<b>27:37.899</b>	+44.451	169.1	9	<b>1:30.289</b>	172.5
18	35	<b>Alessandro PERULLO</b>	ITA	TECHNORACE	R 18	<b>27:48.657</b>	+55.209	168.0	15	<b>1:30.509</b>	172.1
19	3	<b>Robert SHWARTZMAN</b>	RUS	JOSEF KAUFMANN RACING	R 3	<b>4:54.900</b>	15 Laps	158.4	2	<b>1:32.824</b>	167.8

<b>Pole Position</b>		H. SCOTT	<b>1:28.172</b>	176.6 Kph
<b>Fastest Lap</b>	Lap 11	Max DEFOURNY	<b>1:28.794</b>	175.4 Kph
<b>Circuit Record Lap</b>	17/07/2016	Max DEFOURNY	<b>1:28.794</b>	175.4 Kph
<b>Circuit Best Lap</b>	17/07/2016	Harrison SCOTT	<b>1:28.172</b>	176.6 Kph

Published at: .....

Track Status:

**DRY**

<b>Stewards:</b>	<b>Timekeeper:</b>
------------------	--------------------