

Cl	Pilote	Equipe	Secteur 1	Secteur 2	Secteur 3	Temps	Ecart	Tour	Vitesse			
Rnk	Num	Driver	Natior	Team	Natior	Sector 1	Sector 2	Sector 3	Time	Gap	Lap	Speed
1	62	Ferdinand HABSBURG	AUT	FORTEC MOTORSPORTS	GBR	23.848	46.213	21.213	1:31.274		23	131,61
2	11	Sacha FENESTRAZ	R FRA	TECH 1 RACING	FRA	23.762	46.402	21.299	1:31.463	+0.189	21	131,34
3	33	Max DEFOURNY	BEL	R-ACE GP	FRA	24.005	46.372	21.245	1:31.622	+0.348	26	131,11
4	9	Dorian BOCCOLACCI	FRA	TECH 1 RACING	FRA	23.924	46.198	21.533	1:31.655	+0.381	24	131,06
5	23	Nikita MAZEPIN	RUS	AVF by ADRIAN VALLES	ESP	24.049	46.540	21.180	1:31.769	+0.495	28	130,90
6	1	Jehan DARUVALA	IND	JOSEF KAUFMANN RACING	GER	24.048	46.618	21.355	1:32.021	+0.747	22	130,54
7	22	Harrison SCOTT	GBR	AVF by ADRIAN VALLES	ESP	24.108	46.574	21.348	1:32.030	+0.756	27	130,53
8	6	Bruno BAPTISTA	BRA	FORTEC MOTORSPORTS	GBR	24.255	46.448	21.380	1:32.083	+0.809	24	130,46
9	21	Henrique CHAVES	POR	AVF by ADRIAN VALLES	ESP	24.005	46.763	21.439	1:32.207	+0.933	28	130,28
10	16	Julien FALCHERO	R FRA	R-ACE GP	FRA	24.030	46.750	21.454	1:32.234	+0.960	28	130,24
11	5	Vasily ROMANOV	RUS	FORTEC MOTORSPORTS	GBR	23.963	46.657	21.709	1:32.329	+1.055	26	130,11
12	14	Will PALMER	R GBR	R-ACE GP	FRA	24.242	46.499	21.605	1:32.346	+1.072	25	130,08
13	12	Gabriel AUBRY	R FRA	TECH 1 RACING	FRA	24.130	46.633	21.707	1:32.470	+1.196	21	129,91
14	10	Hugo DE SADELEER	SUI	TECH 1 RACING	FRA	24.320	46.907	21.548	1:32.775	+1.501	25	129,48
15	3	Robert SHWARTZMAN	R RUS	JOSEF KAUFMANN RACING	GER	24.291	46.914	21.588	1:32.793	+1.519	22	129,46
16	18	James ALLEN	AUS	J.D. MOTORSPORT SRL	ITA	24.878	46.793	21.864	1:33.535	+2.261	26	128,43
17	30	Rodrigo PFLUCKER	R PER	CRAM MOTORSPORT	ITA	24.422	47.278	21.916	1:33.616	+2.342	20	128,32
18	24	Petru FLORESCU	R ROU	AVF by ADRIAN VALLES	ESP	24.867	47.408	21.774	1:34.049	+2.775	26	127,73
19	35	Alessandro PERULLO	R ITA	TECHNORACE	ITA	24.605	47.693	22.083	1:34.381	+3.107	26	127,28
20	17	Alexey KORNEEV	R RUS	J.D. MOTORSPORT SRL	ITA	24.891	48.003	22.059	1:34.953	+3.679	9	126,51
21	31	David RICHERT	CAN	CRAM MOTORSPORT	ITA	25.121	48.017	22.249	1:35.387	+4.113	25	125,94

Non-Partants / DNSs

38	David PORCELLI	R USA	MGR MOTORSPORT	GBR
----	-----------------------	-------	----------------	-----

Disqualifiés / Disqualified

2	Lando NORRIS	R GBR	JOSEF KAUFMANN RACING	GER	23.891	46.141	21.189
---	---------------------	-------	-----------------------	-----	--------	--------	--------

car numero 17 : meilleur tour supprimé selon la décision art 28.12 du directeur de course
 best lap removed by the decision art 28.12 of the race director

car numero 30 : meilleur tour supprimé selon la décision art 28.12 du directeur de course
 best lap removed by the decision art 28.12 of the race director

car numero 35 : meilleur tour supprimé selon decision N2 art.25.6 du college des commissaires sportifs
 best lap removed by the decision N2 art 25.6 of the panel of stewards

car numero 18 : meilleur tour supprimé selon decision N5 art.25.19 du college des commissaires sportifs
 best lap removed by the decision N5 art 25.19 of the panel of stewards

car numero 2 : tous les temps sont supprimés selon decision N9 art 19.14 du college des commissaires sportifs
 il partira en fond de grille
 all lap times deleted by the decision N9 art 19.14 of the panel of stewards
 start at the back of the race grid


 Mr Eric BARRABINO


 Mr Claude PELLERO


 Mr François DUMONT




Clt Rnk	Num	Pilote Driver	Nation	Equipe Team	Nation	Tours Laps	Temps Time	Ecart Gap	Moyenne Average	M.Tour B.Lap	Vitesse Speed	Pénalité Penalty
1	11	Sacha FENESTRAZ	FRA	R TECH 1 RACING	FRA	7	15:48.612		88,64	1:50.089	109,12	
2	62	Ferdinand HABSBURG	AUT	FORTEC MOTORSPORTS	GBR	7	15:49.753	+1.141	88,54	1:50.801	108,42	
3	33	Max DEFOURNY	BEL	R-ACE GP	FRA	7	15:50.327	+1.715	88,48	1:50.819	108,40	
4	9	Dorian BOCCOLACCI	FRA	TECH 1 RACING	FRA	7	15:50.596	+1.984	88,46	1:50.413	108,80	
5	23	Nikita MAZEPIN	RUS	AVF by ADRIAN VALLES	ESP	7	15:51.442	+2.830	88,38	1:50.943	108,28	
6	21	Henrique CHAVES	POR	AVF by ADRIAN VALLES	ESP	7	15:52.090	+3.478	88,32	1:50.568	108,64	
7	12	Gabriel AUBRY	FRA	R TECH 1 RACING	FRA	7	15:53.719	+5.107	88,17	1:51.263	107,97	
8	22	Harrison SCOTT	GBR	AVF by ADRIAN VALLES	ESP	7	15:53.095	+4.483	88,23	1:52.161	107,10	+1P
9	14	Will PALMER	GBR	R R-ACE GP	FRA	7	15:54.790	+6.178	88,07	1:51.619	107,62	
10	16	Julien FALCHERO	FRA	R R-ACE GP	FRA	7	15:55.441	+6.829	88,01	1:53.285	106,04	
11	10	Hugo DE SADELEER	SUI	TECH 1 RACING	FRA	7	15:56.460	+7.848	87,92	1:52.285	106,98	
12	3	Robert SHWARTZMAN	RUS	R JOSEF KAUFMANN RACING	GER	7	15:57.271	+8.659	87,84	1:53.494	105,84	
13	18	James ALLEN	AUS	J.D. MOTORSPORT SRL	ITA	7	15:58.072	+9.460	87,77	1:53.148	106,17	
14	30	Rodrigo PFLUCKER	PER	R CRAM MOTORSPORT	ITA	7	15:59.062	+10.450	87,68	1:53.070	106,24	
15	1	Jehan DARUVALA	IND	JOSEF KAUFMANN RACING	GER	7	15:59.405	+10.793	87,65	1:53.068	106,24	
16	2	Lando NORRIS	GBR	R JOSEF KAUFMANN RACING	GER	7	15:59.834	+11.222	87,61	1:50.935	108,29	
17	24	Petru FLORESCU	ROU	R AVF by ADRIAN VALLES	ESP	7	16:02.656	+14.044	87,35	1:54.854	104,59	
18	17	Alexey KORNEEV	RUS	R J.D. MOTORSPORT SRL	ITA	7	16:03.225	+14.613	87,30	1:54.582	104,84	
19	5	Vasily ROMANOV	RUS	FORTEC MOTORSPORTS	GBR	7	16:04.053	+15.441	87,22	1:53.948	105,42	
20	31	David RICHERT	CAN	CRAM MOTORSPORT	ITA	7	16:05.643	+17.031	87,08	1:55.740	103,79	
21	35	Alessandro PERULLO	ITA	R TECHNORACE	ITA	7	16:06.077	+17.465	87,04	1:53.166	106,15	

Non Classés / Not Classified - Limit = 6 Laps

38	David PORCELLI	USA	R MGR MOTORSPORT	GBR	4	10:07.369	+3 Laps	79,11	1:51.183	108,04	
6	Bruno BAPTISTA	BRA	FORTEC MOTORSPORTS	GBR	2	4:53.165	+5 Laps	81,95	2:25.014	82,84	

Car 22 : drop of 1 place at final classification decision 11 of the panel of stewards.

Half of the points will be applied for the championship point art 9.3 of sporting regulation.

 29/05/2016 15h43:29
 Mr Eric BARRABINO
 Mr Claude PELLERO
 Mr François DUMONT

 2016
 INTERNATIONAL
 SERIES

 SANCTIONED
 BY THE FIA