

Eurocup Formula Renault
4 Hours of Red Bull Ring
Qualifying 1 Group A

Final Classification

Nr.	Driver	Nat	Team	Car	Time	Lap Total	Gap	Kph
1	7 Max FEWTRELL	GBR	TECH 1 RACING	R	1:28.962	9 9	- -	175.1
2	8 Will PALMER	GBR	R-ACE GP		1:29.014	9 9	+0.052 +0.052	175.0
3	10 Robert SHWARTZMAN	RUS	R-ACE GP		1:29.038	8 9	+0.076 +0.024	174.9
4	4 Gabriel AUBRY	FRA	TECH 1 RACING		1:29.061	8 9	+0.099 +0.023	174.9
5	1 Yifei YE	CHN	JOSEF KAUFMANN RACING	R	1:29.240	8 8	+0.278 +0.179	174.5
6	18 Alexey KORNEEV	RUS	FORTEC MOTORSPORTS		1:29.378	9 9	+0.416 +0.138	174.2
7	23 Alexander VARTANYAN	RUS	JD MOTORSPORT	R	1:29.459	8 8	+0.497 +0.081	174.1
8	29 Richard VERSCHOOR	NLD	MP MOTORSPORT	R	1:29.614	8 9	+0.652 +0.155	173.8
9	15 Axel MATUS	MEX	AVF BY ADRIAN VALLES	R	1:29.813	9 9	+0.851 +0.199	173.4
10	26 Presley MARTONO	IDN	MARK BURDETT MOTORSPORT	R	1:29.870	9 9	+0.908 +0.057	173.3
11	93 Zane GODDARD	AUS	ARDEN	R	1:29.972	8 9	+1.010 +0.102	173.1
12	34 Ghislain CORDEEL	BEL	ARDEN		1:30.206	6 8	+1.244 +0.234	172.6
13	19 Frank BIRD	GBR	FORTEC MOTORSPORTS	R	1:30.273	7 10	+1.311 +0.067	172.5
14	12 Raul GUZMAN	MEX	R-ACE GP	R	1:30.368	9 9	+1.406 +0.095	172.3
15	25 Julia PANKIEWICZ	POL	MARK BURDETT MOTORSPORT		1:31.379	9 9	+2.417 +1.011	170.4

Fastest Lap	Lap 9	Max FEWTRELL	1:28.962	175.1 Kph
--------------------	-------	--------------	-----------------	-----------

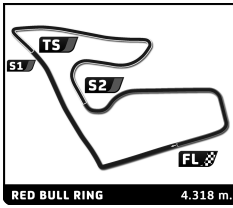
Qualifying Time: **1:37.858**

LAP 3 OF CARS N° 26 AND 34 DELETED DUE TO TRACK LIMITS
LAP 9 OF CAR N° 29 DELETED DUE TO TRACK LIMITS

Published at:

Track Status: **DRY**

Stewards:	Timekeeper:
------------------	--------------------



Eurocup Formula Renault
4 Hours of Red Bull Ring
Qualifying 1 Group B

Final Classification

Nr.	Driver	Nat	Team	Car	Time	Lap Total	Gap	Kph
1	9 Max DEFOURNY	BEL	R-ACE GP		1:28.793	5 9	- -	175.4
2	11 Sacha FENESTRAZ	FRA	JOSEF KAUFMANN RACING		1:28.882	5 8	+0.089 +0.089	175.2
3	33 Daniel TICKTUM	GBR	ARDEN	R	1:28.988	8 9	+0.195 +0.106	175.0
4	16 Thomas RANDLE	AUS	AVF BY ADRIAN VALLES		1:29.180	9 9	+0.387 +0.192	174.6
5	13 Henrique CHAVES	PRT	AVF BY ADRIAN VALLES		1:29.321	5 9	+0.528 +0.141	174.4
6	17 Alex PERONI	AUS	FORTEC MOTORSPORTS		1:29.460	6 9	+0.667 +0.139	174.1
7	5 Thomas MAXWELL	AUS	TECH 1 RACING	R	1:29.583	5 9	+0.790 +0.123	173.8
8	6 Thomas NEUBAUER	FRA	TECH 1 RACING	R	1:29.717	6 9	+0.924 +0.134	173.6
9	30 Jarno OPMEER	NLD	MP MOTORSPORT	R	1:29.763	5 9	+0.970 +0.046	173.5
10	2 Luis LEEDS	AUS	JOSEF KAUFMANN RACING	R	1:29.860	4 8	+1.067 +0.097	173.3
11	20 Najiy RAZAK	MYS	FORTEC MOTORSPORTS		1:30.007	8 9	+1.214 +0.147	173.0
12	22 Jean-Baptiste SIMMENAUER	FRA	JD MOTORSPORT	R	1:30.139	6 9	+1.346 +0.132	172.8
13	21 Sun YUE YANG	CHN	JD MOTORSPORT	R	1:30.143	5 8	+1.350 +0.004	172.8
14	31 Neil VERHAGEN	USA	MP MOTORSPORT	R	1:30.298	8 9	+1.505 +0.155	172.5
15	14 Xavier LLOVERAS	ESP	AVF By ADRIAN VALLES	R	1:30.436	7 9	+1.643 +0.138	172.2

Fastest Lap	Lap 5	Max DEFOURNY	1:28.793	175.4 Kph
--------------------	-------	--------------	-----------------	-----------

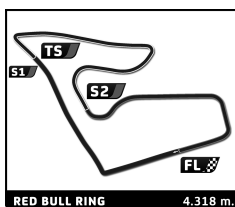
Qualifying Time: **1:37.672**

LAP 2 OF CAR N° 17 DELETED DUE TO TRACK LIMITS
 LAP 3 OF CARS N° 14 - 5 - 13 DELETED DUE TO TRACK LIMITS
 LAP 4 OF CARS N° 5 - 17 DELETED DUE TO TRACK LIMITS
 LAP 5 OF CARS N° 14 - 31 DELETED DUE TO TRACK LIMITS
 LAP 7 OF CARS N° 5 - 6 DELETED DUE TO TRACK LIMITS
 LAP 8 OF CARS N° 2 - 21 DELETED DUE TO TRACK LIMITS

Published at:

Track Status: **DRY**

Stewards:	Timekeeper:
------------------	--------------------



Eurocup Formula Renault
4 Hours of Red Bull Ring
Qualifying 2 Group A

Final Classification

Nr.	Driver	Nat	Team	Car	Time	Lap Total	Gap	Kph
1	4 Gabriel AUBRY	FRA	TECH 1 RACING		1:28.429	6 8	- -	176.1
2	8 Will PALMER	GBR	R-ACE GP		1:28.506	7 9	+0.077 +0.077	176.0
3	10 Robert SHWARTZMAN	RUS	R-ACE GP		1:28.564	8 9	+0.135 +0.058	175.8
4	7 Max FEWTRELL	GBR	TECH 1 RACING	R	1:28.621	8 8	+0.192 +0.057	175.7
5	1 Yifei YE	CHN	JOSEF KAUFMANN RACING	R	1:28.651	4 8	+0.222 +0.030	175.7
6	29 Richard VERSCHOOR	NLD	MP MOTORSPORT	R	1:28.707	5 8	+0.278 +0.056	175.6
7	18 Alexey KORNEEV	RUS	FORTEC MOTORSPORTS		1:28.938	7 9	+0.509 +0.231	175.1
8	23 Alexander VARTANYAN	RUS	JD MOTORSPORT	R	1:29.033	5 9	+0.604 +0.095	174.9
9	93 Zane GODDARD	AUS	ARDEN	R	1:29.465	6 9	+1.036 +0.432	174.1
10	26 Presley MARTONO	IDN	MARK BURDETT MOTORSPORT	R	1:29.520	9 9	+1.091 +0.055	174.0
11	12 Raul GUZMAN	MEX	R-ACE GP	R	1:29.592	4 9	+1.163 +0.072	173.8
12	15 Axel MATUS	MEX	AVF BY ADRIAN VALLES	R	1:29.692	6 9	+1.263 +0.100	173.6
13	19 Frank BIRD	GBR	FORTEC MOTORSPORTS	R	1:29.770	6 10	+1.341 +0.078	173.5
14	34 Ghislain CORDEEL	BEL	ARDEN		1:29.832	7 9	+1.403 +0.062	173.4
15	25 Julia PANKIEWICZ	POL	MARK BURDETT MOTORSPORT		1:30.468	9 9	+2.039 +0.636	172.1

Fastest Lap	Lap 6	Gabriel AUBRY	1:28.429	176.1 Kph
--------------------	-------	---------------	-----------------	-----------

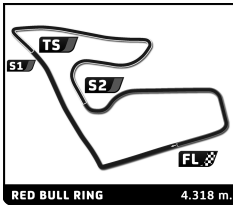
Qualifying Time: **1:37.271**

CAR N° 34 LAPS 3 AND 6 DELETED DUE TO TRACK LIMITS
LAP 4 OF CARS N° 15 AND 7 DELETED DUE TO TRACK LIMITS
LAP 7 OF CAR N° 26 DELETED DUE TO TRACK LIMITS
LAP 8 OF CAR N° 4 DELETED DUE TO TRACK LIMITS
LAP 9 OF CAR N° 15 DELETED DUE TO TRACK LIMITS

Published at:

Track Status: **DRY**

Stewards:	Timekeeper:
------------------	--------------------



Eurocup Formula Renault
4 Hours of Red Bull Ring
Qualifying 2 Group B

Final Classification

Nr.	Driver	Nat	Team	Car	Time	Lap Total	Gap	Kph
1	11 Sacha FENESTRAZ	FRA	JOSEF KAUFMANN RACING		1:28.429	6 8	- -	176.1
2	9 Max DEFOURNY	BEL	R-ACE GP		1:28.534	7 8	+0.105 +0.105	175.9
3	33 Daniel TICKTUM	GBR	ARDEN	R	1:28.639	8 9	+0.210 +0.105	175.7
4	16 Thomas RANDLE	AUS	AVF BY ADRIAN VALLES		1:28.888	7 7	+0.459 +0.249	175.2
5	17 Alex PERONI	AUS	FORTEC MOTORSPORTS		1:29.065	6 9	+0.636 +0.177	174.9
6	13 Henrique CHAVES	PRT	AVF BY ADRIAN VALLES		1:29.103	9 9	+0.674 +0.038	174.8
7	6 Thomas NEUBAUER	FRA	TECH 1 RACING	R	1:29.113	8 9	+0.684 +0.010	174.8
8	5 Thomas MAXWELL	AUS	TECH 1 RACING	R	1:29.163	9 9	+0.734 +0.050	174.7
9	31 Neil VERHAGEN	USA	MP MOTORSPORT	R	1:29.173	6 9	+0.744 +0.010	174.6
10	2 Luis LEEDS	AUS	JOSEF KAUFMANN RACING	R	1:29.380	8 8	+0.951 +0.207	174.2
11	22 Jean-Baptiste SIMMENAUER	FRA	JD MOTORSPORT	R	1:29.598	7 9	+1.169 +0.218	173.8
12	30 Jarno OPMEER	NLD	MP MOTORSPORT	R	1:29.626	6 8	+1.197 +0.028	173.8
13	14 Xavier LLOVERAS	ESP	AVF By ADRIAN VALLES	R	1:29.798	7 10	+1.369 +0.172	173.4
14	21 Sun YUE YANG	CHN	JD MOTORSPORT	R	1:29.827	6 8	+1.398 +0.029	173.4
15	20 Najiy RAZAK	MYS	FORTEC MOTORSPORTS		1:29.847	7 9	+1.418 +0.020	173.3

Fastest Lap	Lap 6	Sacha FENESTRAZ	1:28.429	176.1 Kph
--------------------	-------	-----------------	-----------------	-----------

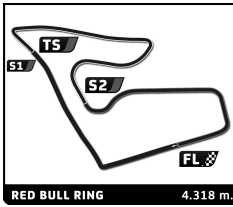
Qualifying Time: **1:37.271**

LAP 2 OF CARS N° 2 AND 31 DELETED DUE TO TRACK LIMITS
 LAP 3 OF CAR N° 14 DELETED DUE TO TRACK LIMITS
 LAP 4 OF CAR N° 16 DELETED DUE TO TRACK LIMITS
 LAP 7 OF CAR N° 13 DELETED DUE TO TRACK LIMITS
 LAP 8 OF CARS N° 17 AND 9 DELETED DUE TO TRACK LIMITS
 LAP 9 OF CARS N° 31 AND 33 DELETED DUE TO TRACK LIMITS

Published at:

Track Status: **DRY**

Stewards:	Timekeeper:
------------------	--------------------



Eurocup Formula Renault
4 Hours of Red Bull Ring
Race 1 (25' + 1 lap)

Final Classification

Drivers	Nat	Team	Vehicle	Class	Laps	Total Time	Gap	Kph	Best Lap			
									Lap	Time Kph		
1	7	Max FEWTRELL	GBR	TECH 1 RACING	R	18	27:04.761	-	172.5	15	1:29.410	174.2
2	11	Sacha FENESTRAZ	FRA	JOSEF KAUFMANN RACING		18	27:05.224	+0.463	172.5	15	1:29.480	174.0
3	9	Max DEFOURNY	BEL	R-ACE GP		18	27:05.677	+0.916	172.4	15	1:29.341	174.3
4	16	Thomas RANDLE	AUS	AVF BY ADRIAN VALLES		18	27:09.145	+4.384	172.1	13	1:29.566	173.9
5	4	Gabriel AUBRY	FRA	TECH 1 RACING		18	27:09.952	+5.191	172.0	15	1:29.554	173.9
6	10	Robert SHWARTZMAN	RUS	R-ACE GP		18	27:10.709	+5.948	171.9	14	1:29.490	174.0
7	13	Henrique CHAVES	PRT	AVF BY ADRIAN VALLES		18	27:11.322	+6.561	171.8	15	1:29.419	174.2
8	1	Yifei YE	CHN	JOSEF KAUFMANN RACING	R	18	27:15.078	+10.317	171.4	17	1:29.736	173.5
9	33	Daniel TICKTUM	GBR	ARDEN	R	18	27:15.867	+11.106	171.4	16	1:29.267	174.5
10	18	Alexey KORNEEV	RUS	FORTEC MOTORSPORTS		18	27:30.673	+25.912	169.8	16	1:29.934	173.2
11	29	Richard VERSCHOOR	NLD	MP MOTORSPORT	R	18	27:31.932	+27.171	169.7	16	1:29.571	173.9
12	8	Will PALMER	GBR	R-ACE GP		18	27:32.858	+28.097	169.6	16	1:30.337	172.4
13	30	Jarno OPMEER	NLD	MP MOTORSPORT	R	18	27:33.020	+28.259	169.6	14	1:29.979	173.1
14	17	Alex PERONI	AUS	FORTEC MOTORSPORTS		18	27:33.147	+28.386	169.6	13	1:29.861	173.3
15	5	Thomas MAXWELL	AUS	TECH 1 RACING	R	18	27:33.372	+28.611	169.5	16	1:30.402	172.3
16	23	Alexander VARTANYAN	RUS	JD MOTORSPORT	R	18	27:33.538	+28.777	169.5	16	1:30.061	172.9
17	6	Thomas NEUBAUER	FRA	TECH 1 RACING	R	18	27:37.911	+33.150	169.1	16	1:29.797	173.4
18	31	Neil VERHAGEN	USA	MP MOTORSPORT	R	18	27:38.162	+33.401	169.1	13	1:30.048	172.9
19	2	Luis LEEDS	AUS	JOSEF KAUFMANN RACING	R	18	27:38.981	+34.220	169.0	15	1:29.890	173.3
20	22	Jean-Baptiste SIMMENAUER	FRA	JD MOTORSPORT	R	18	27:39.382	+34.621	168.9	13	1:30.220	172.6
21	21	Sun YUE YANG	CHN	JD MOTORSPORT	R	18	27:39.582	+34.821	168.9	14	1:30.289	172.5
22	12	Raul GUZMAN	MEX	R-ACE GP	R	18	27:39.824	+35.063	168.9	17	1:30.248	172.6
23	26	Presley MARTONO	IDN	MARK BURDETT MOTORSPORT	R	18	27:40.241	+35.480	168.8	14	1:30.054	172.9
24	20	Najiy RAZAK	MYS	FORTEC MOTORSPORTS		18	27:41.686	+36.925	168.7	15	1:30.413	172.2
25	19	Frank BIRD	GBR	FORTEC MOTORSPORTS	R	18	27:42.543	+37.782	168.6	17	1:30.550	172.0
26	25	Julia PANKIEWICZ	POL	MARK BURDETT MOTORSPORT		18	27:57.534	+52.773	167.1	7	1:31.602	170.0
27	14	Xavier LLOVERAS	ESP	AVF By ADRIAN VALLES	R	18	27:57.780	+53.019	167.1	18	1:30.746	171.6
28	34	Ghislain CORDEEL	BEL	ARDEN		17	27:14.954	1 Lap	161.9	13	1:30.352	172.4
29	93	Zane GODDARD	AUS	ARDEN	R	16	24:43.522	2 Laps	168.0	16	1:29.884	173.3

Not classified:

15	Axel MATUS	MEX	AVF BY ADRIAN VALLES	R	10	15:26.557			4	1:30.940	171.3
----	------------	-----	----------------------	---	----	------------------	--	--	---	-----------------	-------

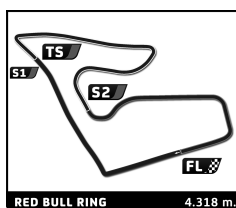
Pole Position		M. DEFOURNY	1:28.793	175.4 Kph
Fastest Lap	Lap 16	Daniel TICKTUM	1:29.267	174.5 Kph

15 SECOND PENALTY TO CAR N° 29 DUE TO STEWARDS DECISION N° 3
10 SECOND PENALTY TO CAR N° 33 DUE TO STEWARDS DECISION N° 5

Published at:

Track Status: **DRY**

Stewards:	Timekeeper:
------------------	--------------------



Eurocup Formula Renault

4 Hours of Red Bull Ring

Race 2 (25' + 1 lap)

Final Classification

Drivers	Nat	Team	Vehicle	Class	Laps	Total Time	Gap	Kph	Best Lap	
									Lap	Time Kph
1 11 Sacha FENESTRAZ	FRA	JOSEF KAUFMANN RACING			16	26:38.672	-	155.9	7	1:29.039 174.9
2 8 Will PALMER	GBR	R-ACE GP			16	26:39.886	+1.214	155.7	7	1:29.496 174.0
3 4 Gabriel AUBRY	FRA	TECH 1 RACING			16	26:41.025	+2.353	155.6	15	1:29.293 174.4
4 7 Max FEWTRELL	GBR	TECH 1 RACING		R	16	26:42.359	+3.687	155.5	7	1:29.535 173.9
5 33 Daniel TICKTUM	GBR	ARDEN		R	16	26:44.313	+5.641	155.3	7	1:29.565 173.9
6 16 Thomas RANDLE	AUS	AVF BY ADRIAN VALLES			16	26:44.499	+5.827	155.3	7	1:29.709 173.6
7 1 Yifei YE	CHN	JOSEF KAUFMANN RACING		R	16	26:44.730	+6.058	155.3	6	1:29.936 173.2
8 9 Max DEFOURNY	BEL	R-ACE GP			16	26:44.761	+6.089	155.3	15	1:29.577 173.9
9 10 Robert SHWARTZMAN	RUS	R-ACE GP			16	26:45.200	+6.528	155.2	7	1:29.659 173.7
10 13 Henrique CHAVES	PRT	AVF BY ADRIAN VALLES			16	26:45.373	+6.701	155.2	5	1:29.715 173.6
11 6 Thomas NEUBAUER	FRA	TECH 1 RACING		R	16	26:47.663	+8.991	155.0	5	1:30.009 173.0
12 17 Alex PERONI	AUS	FORTEC MOTORSPORTS			16	26:49.107	+10.435	154.9	7	1:29.814 173.4
13 22 Jean-Baptiste SIMMENAUER	FRA	JD MOTORSPORT		R	16	26:49.717	+11.045	154.8	5	1:30.442 172.2
14 18 Alexey KORNEEV	RUS	FORTEC MOTORSPORTS			16	26:49.782	+11.110	154.8	6	1:30.380 172.3
15 23 Alexander VARTANYAN	RUS	JD MOTORSPORT		R	16	26:50.478	+11.806	154.7	5	1:30.541 172.0
16 93 Zane GODDARD	AUS	ARDEN		R	16	26:51.113	+12.441	154.7	5	1:30.436 172.2
17 21 Sun YUE YANG	CHN	JD MOTORSPORT		R	16	26:51.835	+13.163	154.6	5	1:30.312 172.4
18 12 Raul GUZMAN	MEX	R-ACE GP		R	16	26:52.542	+13.870	154.5	4	1:30.407 172.3
19 14 Xavier LLOVERAS	ESP	AVF By ADRIAN VALLES		R	16	26:53.404	+14.732	154.4	5	1:30.584 171.9
20 25 Julia PANKIEWICZ	POL	MARK BURDETT MOTORSPORT			16	26:54.045	+15.373	154.4	6	1:30.883 171.4
21 34 Ghislain CORDEEL	BEL	ARDEN			16	26:54.257	+15.585	154.4	6	1:30.278 172.5
22 20 Najiy RAZAK	MYS	FORTEC MOTORSPORTS			16	26:54.780	+16.108	154.3	6	1:30.872 171.4
23 19 Frank BIRD	GBR	FORTEC MOTORSPORTS		R	16	26:55.600	+16.928	154.2	6	1:30.443 172.2
24 2 Luis LEEDS	AUS	JOSEF KAUFMANN RACING		R	16	26:57.952	+19.280	154.0	16	1:30.495 172.1
25 31 Neil VERHAGEN	USA	MP MOTORSPORT		R	15	26:47.880	1 Lap	145.3	15	1:30.238 172.6
26 29 Richard VERSCHOOR	NLD	MP MOTORSPORT		R	14	23:43.502	2 Laps	153.2	7	1:29.780 173.5
Not classified:										
30 Jarno OPMEER	NLD	MP MOTORSPORT		R	12	19:58.268			5	1:30.255 172.6
5 Thomas MAXWELL	AUS	TECH 1 RACING		R	11	18:14.850			6	1:29.736 173.5
15 Axel MATUS	MEX	AVF BY ADRIAN VALLES		R	6	9:17.438			6	1:30.315 172.4
26 Presley MARTONO	IDN	MARK BURDETT MOTORSPORT		R	6	9:17.736			6	1:30.166 172.7

Pole Position	S. FENESTRAZ	1:28.429	176.1 Kph
Fastest Lap	Lap 7 Sacha FENESTRAZ	1:29.039	174.9 Kph

Published at:

 Track Status: **DRY**

Stewards:	Timekeeper:
------------------	--------------------