

Eurocup Formula Renault
4 Hours of Le Castellet
Qualifying 1 Group A

Final Classification

Nr.	Driver	Nat	Team	Car	Time	Lap Total	Gap	Kph
1	11 Sacha FENESTRAZ	FRA	JOSEF KAUFMANN RACING		2:05.077	3 6	- -	168.1
2	9 Max DEFOURNY	BEL	R-ACE GP		2:05.147	4 6	+0.070 +0.070	168.1
3	8 Will PALMER	GBR	R-ACE GP		2:05.629	4 6	+0.552 +0.482	167.4
4	7 Max FEWTRELL	GBR	TECH 1 RACING	R	2:05.905	3 6	+0.828 +0.276	167.0
5	1 Yifei YE	CHN	JOSEF KAUFMANN RACING	R	2:06.107	3 6	+1.030 +0.202	166.8
6	29 Richard VERSCHOOR	NLD	MP MOTORSPORT	R	2:06.114	5 6	+1.037 +0.007	166.8
7	23 Alexander VARTANYAN	RUS	JD MOTORSPORT	R	2:06.154	7 7	+1.077 +0.040	166.7
8	30 Jarno OPMEER	NLD	MP MOTORSPORT	R	2:06.184	6 6	+1.107 +0.030	166.7
9	14 Xavier LLOVERAS	ESP	AVF BY ADRIAN VALLES	R	2:06.259	3 6	+1.182 +0.075	166.6
10	6 Thomas NEUBAUER	FRA	TECH 1 RACING	R	2:06.394	4 6	+1.317 +0.135	166.4
11	5 Thomas MAXWELL	AUS	TECH 1 RACING	R	2:06.706	6 6	+1.629 +0.312	166.0
12	26 Presley MARTONO	IDN	MARK BURDETT MOTORSPORT	R	2:06.859	5 5	+1.782 +0.153	165.8
13	2 Luis LEEDS	AUS	JOSEF KAUFMANN RACING	R	2:06.914	4 6	+1.837 +0.055	165.7
14	41 Théo COICAUD	FRA	R-ACE GP	R	2:06.970	5 5	+1.893 +0.056	165.6
15	21 Sun YUE YANG	CHN	JD MOTORSPORT	R	2:07.120	5 7	+2.043 +0.150	165.4
16	22 Jean-Baptiste SIMMENAUER	FRA	JD MOTORSPORT	R	2:07.240	7 7	+2.163 +0.120	165.3

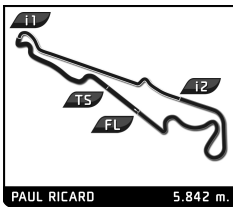
Fastest Lap	Lap 3	Sacha FENESTRAZ	2:05.077	168.1 Kph
--------------------	-------	-----------------	-----------------	-----------

Qualifying Time: **2:17.584**

Published at:

Track Status: **DRY**

Stewards:	Timekeeper:
-----------	-------------



Eurocup Formula Renault
4 Hours of Le Castellet
Qualifying 1 Group B

Final Classification

Nr.	Driver	Nat	Team	Car	Time	Lap Total	Gap	Kph
1	10 Robert SHWARTZMAN	RUS	R-ACE GP		2:04.783	4 6	- -	168.5
2	4 Gabriel AUBRY	FRA	TECH 1 RACING		2:05.554	4 6	+0.771 +0.771	167.5
3	33 Daniel TICKTUM	GBR	ARDEN	R	2:05.807	5 6	+1.024 +0.253	167.2
4	40 Charles MILESI	FRA	R-ACE GP	R	2:05.899	6 6	+1.116 +0.092	167.0
5	13 Henrique CHAVES	POR	AVF BY ADRIAN VALLES		2:05.953	3 5	+1.170 +0.054	167.0
6	16 Thomas RANDLE	AUS	AVF BY ADRIAN VALLES		2:05.966	4 6	+1.183 +0.013	167.0
7	31 Neil VERHAGEN	USA	MP MOTORSPORT	R	2:05.992	3 6	+1.209 +0.026	166.9
8	17 Alex PERONI	AUS	FORTEC MOTORSPORTS		2:05.995	4 6	+1.212 +0.003	166.9
9	42 Michael BENYAHIA	MAR	R-ACE GP	R	2:06.096	4 6	+1.313 +0.101	166.8
10	12 Raul GUZMAN	MEX	R-ACE GP	R	2:06.259	6 6	+1.476 +0.163	166.6
11	15 Axel MATUS	MEX	AVF BY ADRIAN VALLES	R	2:06.354	4 6	+1.571 +0.095	166.4
12	93 Zane GODDARD	AUS	ARDEN	R	2:06.365	4 6	+1.582 +0.011	166.4
13	18 Alexey KORNEEV	RUS	FORTEC MOTORSPORTS		2:06.688	6 6	+1.905 +0.323	166.0
14	19 Frank BIRD	GBR	FORTEC MOTORSPORTS	R	2:06.691	6 7	+1.908 +0.003	166.0
15	25 Julia PANKIEWICZ	POL	MARK BURDETT MOTORSPORT		2:07.321	5 6	+2.538 +0.630	165.2
16	20 Najiy RAZAK	MYS	FORTEC MOTORSPORTS		2:08.137	2 3	+3.354 +0.816	164.1

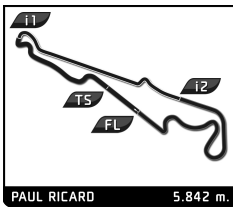
Fastest Lap	Lap 4	Robert SHWARTZMAN	2:04.783	168.5 Kph
--------------------	-------	-------------------	-----------------	-----------

Qualifying Time: **2:17.261**

Published at:

Track Status: **DRY**

Stewards:	Timekeeper:
-----------	-------------



Eurocup Formula Renault
4 Hours of Le Castellet
Qualifying 2 Group B

Final Classification

Nr.	Driver	Nat	Team	Car	Time	Lap Total	Gap	Kph
1	10 Robert SHWARTZMAN	RUS	R-ACE GP		2:04.946	4 6	- -	168.3
2	40 Charles MILESI	FRA	R-ACE GP	R	2:05.707	4 5	+0.761 +0.761	167.3
3	4 Gabriel AUBRY	FRA	TECH 1 RACING		2:05.784	6 6	+0.838 +0.077	167.2
4	31 Neil VERHAGEN	USA	MP MOTORSPORT	R	2:05.983	3 6	+1.037 +0.199	166.9
5	33 Daniel TICKTUM	GBR	ARDEN	R	2:05.987	6 6	+1.041 +0.004	166.9
6	16 Thomas RANDLE	AUS	AVF BY ADRIAN VALLES		2:06.017	5 6	+1.071 +0.030	166.9
7	13 Henrique CHAVES	POR	AVF BY ADRIAN VALLES		2:06.082	4 5	+1.136 +0.065	166.8
8	93 Zane GODDARD	AUS	ARDEN	R	2:06.366	5 7	+1.420 +0.284	166.4
9	18 Alexey KORNEEV	RUS	FORTEC MOTORSPORTS		2:06.395	4 6	+1.449 +0.029	166.4
10	42 Michael BENYAHIA	MAR	R-ACE GP	R	2:06.449	4 6	+1.503 +0.054	166.3
11	15 Axel MATUS	MEX	AVF BY ADRIAN VALLES	R	2:06.563	4 5	+1.617 +0.114	166.2
12	19 Frank BIRD	GBR	FORTEC MOTORSPORTS	R	2:06.649	4 7	+1.703 +0.086	166.1
13	12 Raul GUZMAN	MEX	R-ACE GP	R	2:06.692	4 6	+1.746 +0.043	166.0
14	20 Najiy RAZAK	MYS	FORTEC MOTORSPORTS		2:06.975	4 6	+2.029 +0.283	165.6
15	25 Julia PANKIEWICZ	POL	MARK BURDETT MOTORSPORT		2:08.048	3 6	+3.102 +1.073	164.2

Max. qual. time: 2:17.440

17	Alex PERONI	AUS	FORTEC MOTORSPORTS					
----	-------------	-----	--------------------	--	--	--	--	--

Fastest Lap	Lap 4	Robert SHWARTZMAN	2:04.946	168.3 Kph
--------------------	-------	-------------------	-----------------	-----------

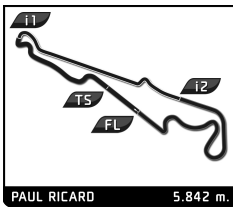
Qualifying Time: **2:17.440**

CAR 33 LAP 3 DELETED DUE TO TRACK LIMITS
CAR 15 LAP 3 DELETED DUE TO TRACK LIMITS

Published at:

Track Status: **DRY**

Stewards:	Timekeeper:
------------------	--------------------



Eurocup Formula Renault
4 Hours of Le Castellet
Qualifying 2 Group A

Final Classification

Nr.	Driver	Nat	Team	Car	Time	Lap Total	Gap	Kph
1	11 Sacha FENESTRAZ	FRA	JOSEF KAUFMANN RACING		2:04.570	4 6	- -	168.8
2	9 Max DEFOURNY	BEL	R-ACE GP		2:04.692	4 6	+0.122 +0.122	168.7
3	1 Yifei YE	CHN	JOSEF KAUFMANN RACING	R	2:05.053	4 6	+0.483 +0.361	168.2
4	8 Will PALMER	GBR	R-ACE GP		2:05.101	5 6	+0.531 +0.048	168.1
5	29 Richard VERSCHOOR	NLD	MP MOTORSPORT	R	2:05.138	4 6	+0.568 +0.037	168.1
6	23 Alexander VARTANYAN	RUS	JD MOTORSPORT	R	2:05.326	4 7	+0.756 +0.188	167.8
7	7 Max FEWTRELL	GBR	TECH 1 RACING	R	2:05.330	3 6	+0.760 +0.004	167.8
8	30 Jarno OPMEER	NLD	MP MOTORSPORT	R	2:05.901	3 6	+1.331 +0.571	167.0
9	14 Xavier LLOVERAS	ESP	AVF BY ADRIAN VALLES	R	2:06.126	4 6	+1.556 +0.225	166.7
10	2 Luis LEEDS	AUS	JOSEF KAUFMANN RACING	R	2:06.258	3 6	+1.688 +0.132	166.6
11	26 Presley MARTONO	IDN	MARK BURDETT MOTORSPORT	R	2:06.380	4 6	+1.810 +0.122	166.4
12	5 Thomas MAXWELL	AUS	TECH 1 RACING	R	2:06.473	4 6	+1.903 +0.093	166.3
13	6 Thomas NEUBAUER	FRA	TECH 1 RACING	R	2:06.481	5 6	+1.911 +0.008	166.3
14	22 Jean-Baptiste SIMMENAUER	FRA	JD MOTORSPORT	R	2:06.500	4 6	+1.930 +0.019	166.3
15	21 Sun YUE YANG	CHN	JD MOTORSPORT	R	2:06.536	6 7	+1.966 +0.036	166.2
16	41 Théo COICAUD	FRA	R-ACE GP	R	2:06.631	3 6	+2.061 +0.095	166.1

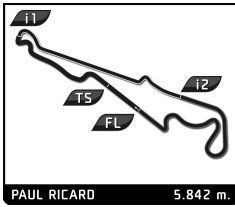
Fastest Lap	Lap 4	Sacha FENESTRAZ	2:04.570	168.8 Kph
--------------------	-------	-----------------	-----------------	-----------

Qualifying Time: **2:17.027**

Published at:

Track Status: **DRY**

Stewards:	Timekeeper:
-----------	-------------



Eurocup Formula Renault
4 Hours of Le Castellet
Race 1 (25' + 1 lap)

Final Classification

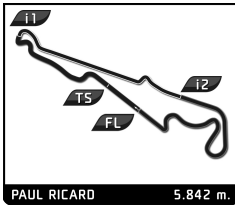
Drivers	Nat	Team	Vehicle	Class	Laps	Total Time	Gap	Kph	Best Lap			
									Lap	Time Kph		
1	9	Max DEFOURNY	BEL	R-ACE GP		13	28:41.132	-	158.9	7	2:07.106	165.5
2	1	Yifei YE	CHN	JOSEF KAUFMANN RACING	R	13	28:41.571	+0.439	158.8	9	2:07.158	165.4
3	8	Will PALMER	GBR	R-ACE GP		13	28:42.198	+1.066	158.8	7	2:07.367	165.1
4	29	Richard VERSCHOOR	NLD	MP MOTORSPORT	R	13	28:42.795	+1.663	158.7	5	2:07.465	165.0
5	7	Max FEWTRELL	GBR	TECH 1 RACING	R	13	28:43.511	+2.379	158.6	4	2:07.625	164.8
6	40	Charles MILESI	FRA	R-ACE GP	R	13	28:44.038	+2.906	158.6	4	2:07.412	165.1
7	31	Neil VERHAGEN	USA	MP MOTORSPORT	R	13	28:44.779	+3.647	158.5	6	2:07.510	164.9
8	23	Alexander VARTANYAN	RUS	JD MOTORSPORT	R	13	28:45.018	+3.886	158.5	9	2:07.705	164.7
9	16	Thomas RANDLE	AUS	AVF BY ADRIAN VALLES		13	28:45.182	+4.050	158.5	5	2:07.917	164.4
10	93	Zane GODDARD	AUS	ARDEN	R	13	28:45.595	+4.463	158.4	6	2:07.814	164.5
11	30	Jarno OPMEER	NLD	MP MOTORSPORT	R	13	28:45.993	+4.861	158.4	7	2:07.820	164.5
12	12	Raul GUZMAN	MEX	R-ACE GP	R	13	28:47.686	+6.554	158.2	6	2:07.892	164.4
13	5	Thomas MAXWELL	AUS	TECH 1 RACING	R	13	28:47.845	+6.713	158.2	6	2:07.855	164.5
14	42	Michael BENYAHIA	MAR	R-ACE GP	R	13	28:48.078	+6.946	158.2	9	2:08.052	164.2
15	4	Gabriel AUBRY	FRA	TECH 1 RACING		13	28:48.663	+7.531	158.2	7	2:07.517	164.9
16	6	Thomas NEUBAUER	FRA	TECH 1 RACING	R	13	28:49.349	+8.217	158.1	6	2:08.777	163.3
17	41	Théo COICAUD	FRA	R-ACE GP	R	13	28:49.781	+8.649	158.1	5	2:08.617	163.5
18	2	Luis LEEDS	AUS	JOSEF KAUFMANN RACING	R	13	28:50.457	+9.325	158.0	5	2:08.753	163.3
19	14	Xavier LLOVERAS	ESP	AVF BY ADRIAN VALLES	R	13	28:50.983	+9.851	157.9	5	2:08.978	163.1
20	22	Jean-Baptiste SIMMENAUER	FRA	JD MOTORSPORT	R	13	28:51.848	+10.716	157.9	5	2:08.532	163.6
21	21	Sun YUE YANG	CHN	JD MOTORSPORT	R	13	28:52.058	+10.926	157.9	7	2:08.325	163.9
22	19	Frank BIRD	GBR	FORTEC MOTORSPORTS	R	13	29:02.871	+21.739	156.9	5	2:08.700	163.4
23	10	Robert SHWARTZMAN	RUS	R-ACE GP		13	29:05.716	+24.584	156.6	5	2:06.986	165.6
24	11	Sacha FENESTRAZ	FRA	JOSEF KAUFMANN RACING		12	26:31.260	1 Lap	158.6	7	2:07.347	165.1
25	17	Alex PERONI	AUS	FORTEC MOTORSPORTS		12	26:36.328	1 Lap	158.1	7	2:07.853	164.5
Not classified:												
20	Najiy	RAZAK	MYS	FORTEC MOTORSPORTS		9	19:38.177			5	2:08.937	163.1
25	Julia	PANKIEWICZ	POL	MARK BURDETT MOTORSPORT		9	19:38.647			5	2:08.900	163.2
33	Daniel	TICKTUM	GBR	ARDEN	R	9	20:22.682			6	2:07.612	164.8
13	Henrique	CHAVES	POR	AVF BY ADRIAN VALLES		3	6:32.883			3	2:08.429	163.8
26	Presley	MARTONO	IDN	MARK BURDETT MOTORSPORT	R	1	2:18.598					
15	Axel	MATUS	MEX	AVF BY ADRIAN VALLES	R	1	2:34.011					
Not started												
18	Alexey	KORNEEV	RUS	FORTEC MOTORSPORTS								
Pole Position				S. FENESTRAZ			2:04.570				168.8	Kph
Fastest Lap				Lap 5	Robert SHWARTZMAN		2:06.986				165.6	Kph

25 SECONDS PENALTY TO CAR N° 10 DUE TO STEWARDS DECISION N° 1

Published at:

Track Status: **DRY**

Stewards:	Timekeeper:
------------------	--------------------



Eurocup Formula Renault
4 Hours of Le Castellet
Race 2 (25' + 1 lap)

Final Classification

Drivers	Nat	Team	Vehicle	Class	Laps	Total Time	Gap	Kph	Best Lap	
									Lap	Time Kph
1 11 Sacha FENESTRAZ	FRA	JOSEF KAUFMANN RACING			13	27:29.124	-	165.8	3	2:06.560 166.2
2 9 Max DEFOURNY	BEL	R-ACE GP			13	27:29.826	+0.702	165.7	4	2:06.363 166.4
3 4 Gabriel AUBRY	FRA	TECH 1 RACING			13	27:40.009	+10.885	164.7	6	2:07.226 165.3
4 8 Will PALMER	GBR	R-ACE GP			13	27:40.791	+11.667	164.6	7	2:07.203 165.3
5 33 Daniel TICKTUM	GBR	ARDEN		R	13	27:42.015	+12.891	164.5	9	2:07.235 165.3
6 7 Max FEWTRELL	GBR	TECH 1 RACING		R	13	27:43.246	+14.122	164.4	10	2:07.097 165.5
7 29 Richard VERSCHOOR	NLD	MP MOTORSPORT		R	13	27:46.231	+17.107	164.1	3	2:07.346 165.2
8 1 Yifei YE	CHN	JOSEF KAUFMANN RACING		R	13	27:46.706	+17.582	164.0	4	2:07.135 165.4
9 40 Charles MILESI	FRA	R-ACE GP		R	13	27:47.457	+18.333	164.0	4	2:07.472 165.0
10 16 Thomas RANDLE	AUS	AVF BY ADRIAN VALLES			13	27:49.215	+20.091	163.8	6	2:07.292 165.2
11 30 Jarno OPMEER	NLD	MP MOTORSPORT		R	13	27:50.201	+21.077	163.7	7	2:07.522 164.9
12 31 Neil VERHAGEN	USA	MP MOTORSPORT		R	13	27:50.987	+21.863	163.6	6	2:07.244 165.3
13 12 Raul GUZMAN	MEX	R-ACE GP		R	13	27:51.955	+22.831	163.5	7	2:07.579 164.8
14 6 Thomas NEUBAUER	FRA	TECH 1 RACING		R	13	27:56.408	+27.284	163.1	7	2:07.754 164.6
15 15 Axel MATUS	MEX	AVF BY ADRIAN VALLES		R	13	27:56.841	+27.717	163.0	6	2:07.636 164.8
16 42 Michael BENYAHIA	MAR	R-ACE GP		R	13	27:57.724	+28.600	163.0	6	2:07.646 164.8
17 5 Thomas MAXWELL	AUS	TECH 1 RACING		R	13	27:59.233	+30.109	162.8	7	2:07.987 164.3
18 2 Luis LEEDS	AUS	JOSEF KAUFMANN RACING		R	13	27:59.934	+30.810	162.7	8	2:08.081 164.2
19 14 Xavier LLOVERAS	ESP	AVF BY ADRIAN VALLES		R	13	28:00.961	+31.837	162.6	8	2:08.028 164.3
20 22 Jean-Baptiste SIMMENAUER	FRA	JD MOTORSPORT		R	13	28:06.008	+36.884	162.2	5	2:08.249 164.0
21 41 Théo COICAUD	FRA	R-ACE GP		R	13	28:06.562	+37.438	162.1	9	2:08.223 164.0
22 20 Najiy RAZAK	MYS	FORTEC MOTORSPORTS			13	28:07.308	+38.184	162.0	12	2:08.205 164.0
23 18 Alexey KORNEEV	RUS	FORTEC MOTORSPORTS			13	28:07.762	+38.638	162.0	13	2:08.000 164.3
24 21 Sun YUE YANG	CHN	JD MOTORSPORT		R	13	28:10.592	+41.468	161.7	9	2:08.390 163.8
25 19 Frank BIRD	GBR	FORTEC MOTORSPORTS		R	13	28:11.181	+42.057	161.7	8	2:08.361 163.8
26 25 Julia PANKIEWICZ	POL	MARK BURDETT MOTORSPORT			13	28:16.414	+47.290	161.2	8	2:08.664 163.5
27 26 Presley MARTONO	IDN	MARK BURDETT MOTORSPORT		R	13	28:59.973	+1:30.849	157.1	13	2:07.568 164.9
28 93 Zane GODDARD	AUS	ARDEN		R	11	25:09.146	2 Laps	153.3	6	2:07.568 164.9

Not classified:

23 Alexander VARTANYAN	RUS	JD MOTORSPORT		R	7	15:03.754			7	2:06.609 166.1
17 Alex PERONI	AUS	FORTEC MOTORSPORTS			3	7:33.106			2	2:23.994 146.1
13 Henrique CHAVES	POR	AVF BY ADRIAN VALLES			1	2:12.553				

Disqualified

10 Robert SHWARTZMAN	RUS	R-ACE GP			13	27:26.819			3	2:06.369 166.4
----------------------	-----	----------	--	--	----	------------------	--	--	---	-----------------------

Pole Position		R. SHWARTZMAN		2:04.783	168.5 Kph
Fastest Lap	Lap 4	Max DEFOURNY		2:06.363	166.4 Kph

CAR N° 10 DISQUALIFIED FROM RACE DUE TO STEWARDS DECISION N° 8

Published at:

Track Status: **DRY**

Stewards:	Timekeeper:
------------------	--------------------