

Eurocup Formula Renault
6 Hours of Nürburgring
QP 1 Group A

Final Classification

Nr.	Driver	Nat	Team	Car	Time	Lap Total	Gap	Kph
1	9 Max DEFOURNY	BEL	R-ACE GP		1:55.463	5 6	- -	160.2
2	11 Sacha FENESTRAZ	FRA	JOSEF KAUFMANN RACING		1:55.491	6 7	+0.028 +0.028	160.1
3	1 Yifei YE	CHN	JOSEF KAUFMANN RACING	R	1:55.761	7 7	+0.298 +0.270	159.8
4	13 Henrique CHAVES	POR	AVF BY ADRIAN VALLES		1:55.903	6 6	+0.440 +0.142	159.6
5	8 Will PALMER	GBR	R-ACE GP		1:55.998	7 7	+0.535 +0.095	159.4
6	93 Zane GODDARD	AUS	ARDEN	R	1:56.114	7 7	+0.651 +0.116	159.3
7	23 Alexander VARTANYAN	RUS	JD MOTORSPORT	R	1:56.190	7 7	+0.727 +0.076	159.2
8	17 Alex PERONI	AUS	FORTEC MOTORSPORTS		1:56.316	5 7	+0.853 +0.126	159.0
9	18 Alexey KORNEEV	RUS	FORTEC MOTORSPORTS		1:56.378	5 7	+0.915 +0.062	158.9
10	12 Raul GUZMAN	MEX	R-ACE GP	R	1:56.563	5 7	+1.100 +0.185	158.7
11	40 Charles MILESI	FRA	R-ACE GP	R	1:56.751	5 7	+1.288 +0.188	158.4
12	26 Presley MARTONO	IND	MARK BURDETT MOTORSPORT	R	1:56.864	6 7	+1.401 +0.113	158.2
13	15 Axel MATUS	MEX	AVF BY ADRIAN VALLES	R	1:56.897	6 6	+1.434 +0.033	158.2
14	19 Frank BIRD	GBR	FORTEC MOTORSPORTS	R	1:56.932	5 7	+1.469 +0.035	158.2
15	25 Julia PANKIEWICZ	POL	MARK BURDETT MOTORSPORT		1:56.935	5 7	+1.472 +0.003	158.1
16	34 Ghislain CORDEEL	BEL	ARDEN		1:57.247	6 6	+1.784 +0.312	157.7

Fastest Lap Lap 5 Max DEFOURNY **1:55.463** 160.2 Kph

Qualifying Time: **2:07.009**

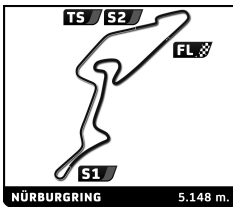
CAR N° 34 LAP 3 DELETED DUE TO TRACK LIMITS

Published at:

Track Status: **DRY**

Stewards:

Timekeeper:



Eurocup Formula Renault
6 Hours of Nürburgring
QP 1 Group B

Final Classification

Nr.	Driver	Nat	Team	Car	Time	Lap Total	Gap	Kph
1	10 Robert SHWARTZMAN	RUS	R-ACE GP		1:54.750	4 7	- -	161.2
2	33 Daniel TICKTUM	GBR	ARDEN	R	1:55.123	4 7	+0.373 +0.373	160.6
3	7 Max FEWTRELL	GBR	TECH 1 RACING	R	1:55.240	4 7	+0.490 +0.117	160.5
4	4 Gabriel AUBRY	FRA	TECH 1 RACING		1:55.514	4 7	+0.764 +0.274	160.1
5	16 Thomas RANDLE	AUS	AVF BY ADRIAN VALLES		1:55.866	5 7	+1.116 +0.352	159.6
6	2 Luis LEEDS	AUS	JOSEF KAUFMANN RACING	R	1:55.987	6 7	+1.237 +0.121	159.4
7	6 Thomas NEUBAUER	FRA	TECH 1 RACING	R	1:56.193	4 7	+1.443 +0.206	159.2
8	30 Jarno OPMEER	NLD	MP MOTORSPORT	R	1:56.195	4 7	+1.445 +0.002	159.2
9	5 Thomas MAXWELL	AUS	TECH 1 RACING	R	1:56.228	6 7	+1.478 +0.033	159.1
10	31 Neil VERHAGEN	USA	MP MOTORSPORT	R	1:56.258	4 7	+1.508 +0.030	159.1
11	29 Richard VERSCHOOR	NLD	MP MOTORSPORT	R	1:56.309	4 7	+1.559 +0.051	159.0
12	22 Jean-Baptiste SIMMENAUER	FRA	JD MOTORSPORT	R	1:56.561	6 8	+1.811 +0.252	158.7
13	20 Najiy RAZAK	MYS	FORTEC MOTORSPORTS		1:56.634	4 7	+1.884 +0.073	158.6
14	21 Sun YUE YANG	CHN	JD MOTORSPORT	R	1:56.713	5 8	+1.963 +0.079	158.5
15	41 Théo COICAUD	FRA	R-ACE GP	R	1:56.839	3 7	+2.089 +0.126	158.3

Fastest Lap	Lap 4	Robert SHWARTZMAN	1:54.750	161.2 Kph
--------------------	-------	-------------------	-----------------	-----------

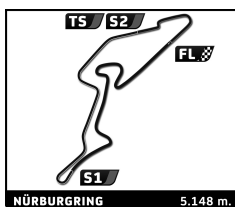
Qualifying Time: **2:06.225**

CAR N° 6 LAP 6 DELETED DUE TO TRACK LIMITS
CAR N° 22 LAP 7 DELETED DUE TO TRACK LIMITS

Published at:

Track Status: **DRY**

Stewards:	Timekeeper:
------------------	--------------------



Eurocup Formula Renault
6 Hours of Nürburgring
Qualifying 2 Group A

Final Classification

Nr.	Driver	Nat	Team	Car	Time	Lap Total	Gap	Kph
1	11 Sacha FENESTRAZ	FRA	JOSEF KAUFMANN RACING		1:54.741	4 6	- -	161.2
2	1 Yifei YE	CHN	JOSEF KAUFMANN RACING	R	1:54.973	6 6	+0.232 +0.232	160.8
3	9 Max DEFOURNY	BEL	R-ACE GP		1:55.066	5 6	+0.325 +0.093	160.7
4	8 Will PALMER	GBR	R-ACE GP		1:55.206	6 7	+0.465 +0.140	160.5
5	23 Alexander VARTANYAN	RUS	JD MOTORSPORT	R	1:55.421	5 7	+0.680 +0.215	160.2
6	17 Alex PERONI	AUS	FORTEC MOTORSPORTS		1:55.597	3 7	+0.856 +0.176	160.0
7	13 Henrique CHAVES	POR	AVF BY ADRIAN VALLES		1:55.776	3 6	+1.035 +0.179	159.7
8	93 Zane GODDARD	AUS	ARDEN	R	1:55.782	4 7	+1.041 +0.006	159.7
9	15 Axel MATUS	MEX	AVF BY ADRIAN VALLES	R	1:55.872	4 6	+1.131 +0.090	159.6
10	18 Alexey KORNEEV	RUS	FORTEC MOTORSPORTS		1:55.901	5 6	+1.160 +0.029	159.6
11	40 Charles MILESI	FRA	R-ACE GP	R	1:55.915	5 6	+1.174 +0.014	159.5
12	19 Frank BIRD	GBR	FORTEC MOTORSPORTS	R	1:56.284	6 7	+1.543 +0.369	159.0
13	12 Raul GUZMAN	MEX	R-ACE GP	R	1:56.295	6 6	+1.554 +0.011	159.0
14	26 Presley MARTONO	IND	MARK BURDETT MOTORSPORT	R	1:56.779	5 7	+2.038 +0.484	158.4
15	25 Julia PANKIEWICZ	POL	MARK BURDETT MOTORSPORT		1:56.825	5 7	+2.084 +0.046	158.3
16	34 Ghislain CORDEEL	BEL	ARDEN		1:56.944	4 7	+2.203 +0.119	158.1

Fastest Lap Lap 4 Sacha FENESTRAZ **1:54.741** 161.2 Kph

Qualifying Time: **2:06.215**

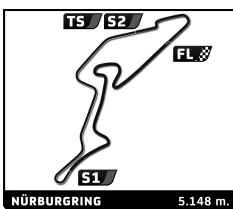
CAR N° 15 LAP 2 DELETED DUE TO TRACK LIMITS

Published at:

Track Status: **DRY**

Stewards:

Timekeeper:



Eurocup Formula Renault
6 Hours of Nürburgring
Qualifying 2 Group B

Final Classification

Nr.	Driver	Nat	Team	Car	Time	Lap Total	Gap	Kph
1	33 Daniel TICKTUM	GBR	ARDEN		1:55.218	5 7	- -	160.5
2	10 Robert SHWARTZMAN	RUS	R-ACE GP		1:55.413	4 6	+0.195 +0.195	160.2
3	7 Max FEWTRELL	GBR	TECH 1 RACING		1:55.813	4 6	+0.595 +0.400	159.7
4	4 Gabriel AUBRY	FRA	TECH 1 RACING		1:55.987	4 6	+0.769 +0.174	159.4
5	16 Thomas RANDLE	AUS	AVF BY ADRIAN VALLES		1:56.095	5 6	+0.877 +0.108	159.3
6	31 Neil VERHAGEN	USA	MP MOTORSPORT		1:56.157	5 7	+0.939 +0.062	159.2
7	29 Richard VERSCHOOR	NLD	MP MOTORSPORT		1:56.240	5 7	+1.022 +0.083	159.1
8	6 Thomas NEUBAUER	FRA	TECH 1 RACING		1:56.479	4 6	+1.261 +0.239	158.8
9	2 Luis LEEDS	AUS	JOSEF KAUFMANN RACING		1:56.519	4 6	+1.301 +0.040	158.7
10	22 Jean-Baptiste SIMMENAUER	FRA	JD MOTORSPORT		1:56.736	5 7	+1.518 +0.217	158.4
11	20 Najiy RAZAK	MYS	FORTEC MOTORSPORTS		1:56.794	5 7	+1.576 +0.058	158.3
12	21 Sun YUE YANG	CHN	JD MOTORSPORT		1:57.091	4 7	+1.873 +0.297	157.9
13	41 Théo COICAUD	FRA	R-ACE GP		1:57.100	5 7	+1.882 +0.009	157.9
14	5 Thomas MAXWELL	AUS	TECH 1 RACING		1:57.179	3 6	+1.961 +0.079	157.8
15	30 Jarno OPMEER	NLD	MP MOTORSPORT		1:57.351	3 7	+2.133 +0.172	157.6

Fastest Lap	Lap 5	Daniel TICKTUM	1:55.218	160.5 Kph
--------------------	-------	----------------	-----------------	-----------

Qualifying Time: **2:06.739**

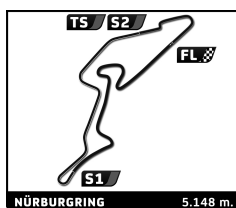
CARS N° 20-16-5-41-31-29-33 AND 30 SOME LAPS DELETED DUE TO TRACK LIMITS
CAR N° 10 BEST LAP TIME DELETED DUE TO CAUSING RED FLAG

Published at:

Track Status: **DRY**

Stewards:

Timekeeper:



Eurocup Formula Renault

6 Hours of Nürburgring

Race 1 (25' + 1 lap)

Final Classification

Drivers	Nat	Team	Vehicle	Class	Laps	Total Time	Gap	Kph	Best Lap			
									Lap	Time Kph		
1	10	Robert SHWARTZMAN	RUS	R-ACE GP		14	27:15.992	-	158.3	7	1:56.442	158.8
2	9	Max DEFOURNY	BEL	R-ACE GP		14	27:16.607	+0.615	158.2	9	1:56.221	159.1
3	11	Sacha FENESTRAZ	FRA	JOSEF KAUFMANN RACING		14	27:21.917	+5.925	157.7	11	1:56.807	158.3
4	33	Daniel TICKTUM	GBR	ARDEN	R	14	27:27.704	+11.712	157.1	9	1:56.497	158.7
5	13	Henrique CHAVES	POR	AVF BY ADRIAN VALLES		14	27:28.434	+12.442	157.1	7	1:56.731	158.4
6	7	Max FEWTRELL	GBR	TECH 1 RACING	R	14	27:28.862	+12.870	157.0	8	1:56.728	158.4
7	1	Yifei YE	CHN	JOSEF KAUFMANN RACING	R	14	27:29.516	+13.524	157.0	8	1:56.938	158.1
8	8	Will PALMER	GBR	R-ACE GP		14	27:30.125	+14.133	156.9	10	1:56.789	158.3
9	4	Gabriel AUBRY	FRA	TECH 1 RACING		14	27:30.649	+14.657	156.9	11	1:56.613	158.6
10	93	Zane GODDARD	AUS	ARDEN	R	14	27:31.791	+15.799	156.7	7	1:57.023	158.0
11	16	Thomas RANDLE	AUS	AVF BY ADRIAN VALLES		14	27:34.789	+18.797	156.5	11	1:57.283	157.7
12	23	Alexander VARTANYAN	RUS	JD MOTORSPORT	R	14	27:35.632	+19.640	156.4	8	1:57.330	157.6
13	17	Alex PERONI	AUS	FORTEC MOTORSPORTS		14	27:36.053	+20.061	156.3	12	1:57.197	157.8
14	2	Luis LEEDS	AUS	JOSEF KAUFMANN RACING	R	14	27:40.359	+24.367	155.9	8	1:57.456	157.4
15	6	Thomas NEUBAUER	FRA	TECH 1 RACING	R	14	27:41.002	+25.010	155.9	9	1:57.381	157.5
16	30	Jarno OPMEER	NLD	MP MOTORSPORT	R	14	27:42.420	+26.428	155.7	12	1:57.477	157.4
17	18	Alexey KORNEEV	RUS	FORTEC MOTORSPORTS		14	27:42.765	+26.773	155.7	12	1:57.403	157.5
18	31	Neil VERHAGEN	USA	MP MOTORSPORT	R	14	27:43.409	+27.417	155.6	12	1:57.549	157.3
19	15	Axel MATUS	MEX	AVF BY ADRIAN VALLES	R	14	27:46.413	+30.421	155.4	11	1:57.766	157.0
20	29	Richard VERSCHOOR	NLD	MP MOTORSPORT	R	14	27:46.992	+31.000	155.3	11	1:57.639	157.2
21	12	Raul GUZMAN	MEX	R-ACE GP	R	14	27:47.584	+31.592	155.3	11	1:57.607	157.2
22	22	Jean-Baptiste SIMMENAUER	FRA	JD MOTORSPORT	R	14	27:48.431	+32.439	155.2	12	1:57.735	157.1
23	5	Thomas MAXWELL	AUS	TECH 1 RACING	R	14	27:49.241	+33.249	155.1	14	1:57.690	157.1
24	26	Presley MARTONO	IND	MARK BURDETT MOTORSPORT	R	14	27:51.767	+35.775	154.9	6	1:57.799	157.0
25	34	Ghislain CORDEEL	BEL	ARDEN		14	27:53.644	+37.652	154.7	8	1:57.866	156.9
26	21	Sun YUE YANG	CHN	JD MOTORSPORT	R	14	27:53.976	+37.984	154.7	6	1:57.919	156.8
27	20	Najiy RAZAK	MYS	FORTEC MOTORSPORTS		14	27:54.232	+38.240	154.6	7	1:57.814	157.0
28	25	Julia PANKIEWICZ	POL	MARK BURDETT MOTORSPORT		14	28:09.898	+53.906	153.2	12	1:59.150	155.2
29	19	Frank BIRD	GBR	FORTEC MOTORSPORTS	R	14	28:11.136	+55.144	153.1	9	1:58.102	156.6
30	41	Théo COICAUD	FRA	R-ACE GP	R	14	28:30.244	+1:14.252	151.4	12	1:59.079	155.3

Not classified:

40	Charles MILESI	FRA	R-ACE GP	R	9	28:43.417	6	1:57.741	157.1
----	----------------	-----	----------	---	---	------------------	---	-----------------	-------

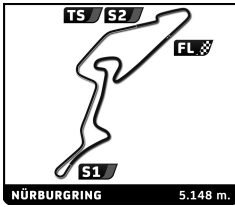
Pole Position	R. SHWARTZMAN	1:54.750	161.2 Kph
Fastest Lap	Lap 9 Max DEFOURNY	1:56.221	159.1 Kph

5 SECONDS PENALTY TO CAR Nº 33 DUE TO STEWARDS DECISION Nº 1

Published at:

 Track Status: **DRY**

Stewards:	Timekeeper:
------------------	--------------------



Eurocup Formula Renault
6 Hours of Nürburgring
Race 2 (25' + 1 lap)

Final Classification

Drivers	Nat	Team	Vehicle	Class	Laps	Total Time	Gap	Kph	Best Lap		
									Lap	Time	Kph
1 11 Sacha FENESTRAZ	FRA	JOSEF KAUFMANN RACING			11	28:08.051	-	120.5	11	2:12.996	139.1
2 33 Daniel TICKTUM	GBR	ARDEN		R	11	28:11.966	+3.915	120.2	9	2:13.461	138.6
3 1 Yifei YE	CHN	JOSEF KAUFMANN RACING		R	11	28:14.077	+6.026	120.1	11	2:13.697	138.3
4 4 Gabriel AUBRY	FRA	TECH 1 RACING			11	28:15.206	+7.155	120.0	11	2:13.857	138.2
5 8 Will PALMER	GBR	R-ACE GP			11	28:16.058	+8.007	119.9	10	2:14.108	137.9
6 9 Max DEFOURNY	BEL	R-ACE GP			11	28:17.055	+9.004	119.9	9	2:13.930	138.1
7 7 Max FEWTRELL	GBR	TECH 1 RACING		R	11	28:17.370	+9.319	119.8	10	2:14.006	138.0
8 10 Robert SHWARTZMAN	RUS	R-ACE GP			11	28:20.822	+12.771	119.6	10	2:13.900	138.1
9 16 Thomas RANDLE	AUS	AVF BY ADRIAN VALLES			11	28:21.684	+13.633	119.5	10	2:14.109	137.9
10 2 Luis LEEDS	AUS	JOSEF KAUFMANN RACING		R	11	28:23.489	+15.438	119.4	9	2:15.630	136.4
11 93 Zane GODDARD	AUS	ARDEN		R	11	28:26.219	+18.168	119.2	10	2:15.762	136.2
12 15 Axel MATUS	MEX	AVF BY ADRIAN VALLES		R	11	28:26.418	+18.367	119.2	9	2:15.318	136.7
13 12 Raul GUZMAN	MEX	R-ACE GP		R	11	28:26.816	+18.765	119.2	10	2:15.006	137.0
14 29 Richard VERSCHOOR	NLD	MP MOTORSPORT		R	11	28:27.736	+19.685	119.1	10	2:14.935	137.1
15 17 Alex PERONI	AUS	FORTEC MOTORSPORTS			11	28:29.209	+21.158	119.0	11	2:14.766	137.2
16 30 Jarno OPMEER	NLD	MP MOTORSPORT		R	11	28:30.365	+22.314	118.9	11	2:15.476	136.5
17 22 Jean-Baptiste SIMMENAUER	FRA	JD MOTORSPORT		R	11	28:31.639	+23.588	118.8	10	2:16.610	135.4
18 5 Thomas MAXWELL	AUS	TECH 1 RACING		R	11	28:32.182	+24.131	118.8	10	2:15.586	136.4
19 18 Alexey KORNEEV	RUS	FORTEC MOTORSPORTS			11	28:32.759	+24.708	118.8	11	2:16.501	135.5
20 20 Najiy RAZAK	MYS	FORTEC MOTORSPORTS			11	28:33.179	+25.128	118.7	11	2:15.940	136.0
21 21 Sun YUE YANG	CHN	JD MOTORSPORT		R	11	28:34.183	+26.132	118.7	11	2:16.028	136.0
22 41 Théo COICAUD	FRA	R-ACE GP		R	11	28:35.630	+27.579	118.6	11	2:16.422	135.6
23 23 Alexander VARTANYAN	RUS	JD MOTORSPORT		R	11	28:37.419	+29.368	118.4	11	2:16.028	136.0
24 19 Frank BIRD	GBR	FORTEC MOTORSPORTS		R	11	28:39.393	+31.342	118.3	11	2:16.409	135.6
25 26 Presley MARTONO	IDN	MARK BURDETT MOTORSPORT		R	11	28:41.838	+33.787	118.1	11	2:15.228	136.8
26 25 Julia PANKIEWICZ	POL	MARK BURDETT MOTORSPORT			11	28:46.463	+38.412	117.8	10	2:18.885	133.2
27 6 Thomas NEUBAUER	FRA	TECH 1 RACING		R	9	24:38.034		112.6	8	2:18.499	133.5

Not classified:

34 Ghislain CORDEEL	BEL	ARDEN			5	14:09.828			4	2:21.906	130.3
13 Henrique CHAVES	POR	AVF BY ADRIAN VALLES			4	10:58.083			4	2:17.073	134.9
40 Charles MILESI	FRA	R-ACE GP		R	4	11:11.597			4	2:27.052	125.8
31 Neil VERHAGEN	USA	MP MOTORSPORT		R	3	8:40.655			2	2:48.949	109.5

Pole Position

S. FENESTRAZ	1:54.741	161.2 Kph
--------------	-----------------	-----------

Fastest Lap

Lap 11	Sacha FENESTRAZ	2:12.996	139.1 Kph
--------	-----------------	-----------------	-----------

Published at:

Track Status: **WET**

Stewards:	Timekeeper:
------------------	--------------------