

Circuit de Barcelona
 Formula Renault Eurocup
 Qualifying - 1 Group A
 Final Results

**FORMULA
 RENAULT**
 EURO CUP

Cls	Nº	Driver	Nat	Competitor	Nat	Rookie	Cls	Laps	Best	Time	Gap	Interval	Km/h
1	31	Christian Lundgaard	DEN	MP MOTORSPORT	NED	R	1	9	7	1:55.288			145.3
2	1	Max Fewtrell	GBR	R-ACE GP	FRA			9	7	1:55.933	0.645	0.645	144.5
3	4	Victor Martins	FRA	R-ACE GP	FRA	R	2	9	8	1:56.383	1.095	0.450	143.9
4	22	Alexander Smolyar	RUS	TECH 1 RACING	FRA	R	3	9	8	1:56.479	1.191	0.096	143.8
5	3	Charles Milesi	FRA	R-ACE GP	FRA	R	4	9	7	1:56.702	1.414	0.223	143.5
6	32	Alex Peroni	AUS	MP MOTORSPORT	NED			9	5	1:56.760	1.472	0.058	143.5
7	54	Christian Munoz	COL	AVF BY ADRIAN VALLES	ESP	R	5	9	6	1:57.104	1.816	0.344	143.1
8	53	Eliseo Martinez	ESP	AVF BY ADRIAN VALLES	ESP	R	6	9	8	1:57.238	1.950	0.134	142.9
9	11	Clément Novalak	GBR	JOSEF KAUFMANN RACING	GER	R	7	8	4	1:57.242	1.954	0.004	142.9
10	51	Axel Matus	MEX	AVF BY ADRIAN VALLES	ESP			8	7	1:57.515	2.227	0.273	142.6
11	23	Thomas Neubauer	FRA	TECH 1 RACING	FRA			9	8	1:57.645	2.357	0.130	142.4
12	33	Freek Schothorst	NED	MP MOTORSPORT	NED	R	8	8	5	1:57.863	2.575	0.218	142.1

Published at:.....

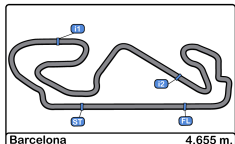
Track Temp: 15.2 °C Air Temp: 17.4 °C Humidity: 83 % Track Status: WET

Stewards:

Race Director:

Timekeeper:





Circuit de Barcelona
 Formula Renault Eurocup
 Qualifying - 1 Group B
 Final Results




Cls	Nº	Driver	Nat	Competitor	Nat	Rookie	Cls	Laps	Best	Time	Gap	Interval	Km/h
1	2	Logan Sargeant	USA	R-ACE GP	FRA	R	1	8	8	1:55.736			144.7
2	61	Lorenzo Colombo	ITA	JD MOTORSPORT	ITA	R	2	8	8	1:56.111	0.375	0.375	144.3
3	62	Thomas Maxwell	AUS	JD MOTORSPORT	ITA			8	8	1:56.433	0.697	0.322	143.9
4	41	Oscar Piastri	AUS	ARDEN	GBR	R	3	7	7	1:56.550	0.814	0.117	143.7
5	24	Frank Bird	GBR	TECH 1 RACING	FRA			8	7	1:56.571	0.835	0.021	143.7
6	21	Neil Verhagen	USA	TECH 1 RACING	FRA			8	8	1:56.855	1.119	0.284	143.4
7	16	Yifei Ye	CHN	JOSEF KAUFMANN RACING	GER			8	8	1:56.931	1.195	0.076	143.3
8	85	Raúl Guzman	MEX	FORTEC MOTORSPORTS	GBR			8	7	1:56.987	1.251	0.056	143.2
9	42	Nikita Volegov	RUS	ARDEN	GBR	R	4	8	8	1:57.462	1.726	0.475	142.6
10	63	Najiy Razak	MAS	JD MOTORSPORT	ITA			8	7	1:57.838	2.102	0.376	142.2
11	84	Vladimir Tziortzis	RUS	FORTEC MOTORSPORTS	GBR	R	5	8	8	1:58.067	2.331	0.229	141.9
12	43	Sami Taoufik	MAR	ARDEN	GBR	R	6	4	3	2:00.008	4.272	1.941	139.6

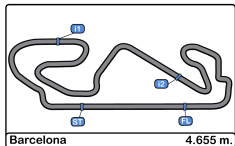
CAR 43 BEST LAP TIME REMOVED 1:59.474 - CAUSED RED FLAG

Published at:.....

Track Temp: 15.4 °C Air Temp: 17.8 °C Humidity: 82 % Track Status: WET

Stewards:	Race Director:	Timekeeper: 
-----------	----------------	---





Circuit de Barcelona
 Formula Renault Eurocup
 Qualifying - 2 Group A
 Final Results

**FORMULA
 RENAULT**
 EURO CUP

Cls	Nº	Driver	Nat	Competitor	Nat	Rookie	Cls	Laps	Best	Time	Gap	Interval	Km/h
1	4	Victor Martins	FRA	R-ACE GP	FRA	R	1	8	7	1:41.864			164.5
2	1	Max Fewtrell	GBR	R-ACE GP	FRA			6	6	1:41.968	0.104	0.104	164.3
3	31	Christian Lundgaard	DEN	MP MOTORSPORT	NED	R	2	6	6	1:42.028	0.164	0.060	164.2
4	53	Eliseo Martinez	ESP	AVF BY ADRIAN VALLES	ESP	R	3	6	6	1:42.292	0.428	0.264	163.8
5	3	Charles Milesi	FRA	R-ACE GP	FRA	R	4	5	5	1:42.300	0.436	0.008	163.8
6	22	Alexander Smolyar	RUS	TECH 1 RACING	FRA	R	5	6	4	1:42.385	0.521	0.085	163.6
7	11	Clément Novalak	GBR	JOSEF KAUFMANN RACING	GER	R	6	7	5	1:42.435	0.571	0.050	163.5
8	32	Alex Peroni	AUS	MP MOTORSPORT	NED			6	4	1:42.698	0.834	0.263	163.1
9	33	Freek Schothorst	NED	MP MOTORSPORT	NED	R	7	7	5	1:42.832	0.968	0.134	162.9
10	23	Thomas Neubauer	FRA	TECH 1 RACING	FRA			6	5	1:42.881	1.017	0.049	162.8
11	51	Axel Matus	MEX	AVF BY ADRIAN VALLES	ESP			6	6	1:43.059	1.195	0.178	162.6
12	54	Christian Munoz	COL	AVF BY ADRIAN VALLES	ESP	R	8	5	5	1:43.731	1.867	0.672	161.5

Published at:.....

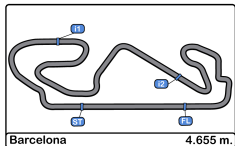
Track Temp: 16.4 °C Air Temp: 17.9 °C Humidity: 81 % Track Status: DRY

Stewards:

Race Director:

Timekeeper:





Circuit de Barcelona
 Formula Renault Eurocup
 Qualifying - 2 Group B
 Final Results



Cls	Nº	Driver	Nat	Competitor	Nat	Rookie	Cls	Laps	Best	Time	Gap	Interval	Km/h
1	2	Logan Sargeant	USA	R-ACE GP	FRA	R	1	7	6	1:42.094			164.1
2	61	Lorenzo Colombo	ITA	JD MOTORSPORT	ITA	R	2	8	5	1:42.372	0.278	0.278	163.6
3	62	Thomas Maxwell	AUS	JD MOTORSPORT	ITA			8	6	1:42.525	0.431	0.153	163.4
4	21	Neil Verhagen	USA	TECH 1 RACING	FRA			7	6	1:42.546	0.452	0.021	163.4
5	16	Yifei Ye	CHN	JOSEF KAUFMANN RACING	GER			8	7	1:42.646	0.552	0.100	163.2
6	41	Oscar Piastri	AUS	ARDEN	GBR	R	3	8	5	1:42.673	0.579	0.027	163.2
7	24	Frank Bird	GBR	TECH 1 RACING	FRA			6	5	1:42.858	0.764	0.185	162.9
8	84	Vladimir Tziortzis	RUS	FORTEC MOTORSPORTS	GBR	R	4	7	4	1:42.868	0.774	0.010	162.9
9	85	Raúl Guzman	MEX	FORTEC MOTORSPORTS	GBR			7	6	1:43.158	1.064	0.290	162.4
10	63	Najiy Razak	MAS	JD MOTORSPORT	ITA			8	7	1:43.327	1.233	0.169	162.1
11	43	Sami Taoufik	MAR	ARDEN	GBR	R	5	8	6	1:43.346	1.252	0.019	162.1
12	42	Nikita Volegov	RUS	ARDEN	GBR	R	6	8	7	1:43.384	1.290	0.038	162.0

Published at:.....

Track Temp: 16.0 °C Air Temp: 17.2 °C

Humidity: 82 %

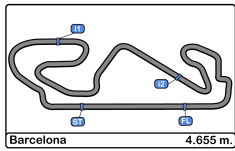
Track Status: DRY

Stewards:

Race Director:

Timekeeper:





Circuit de Barcelona
Formula Renault Eurocup
Race - 1
Final Results



Cls	Nº	Driver	Nat	Competitor	Nat	Rookie	Cls	Laps	Total Time	Gap	Interval	Km/h	Best	Time	Km/h
1	31	Christian Lundgaard	DEN	MP MOTORSPORT	NED	R	1	16	31:46.770			140.6	9	1:43.555	161.8
2	2	Logan Sargeant	USA	R-ACE GP	FRA	R	2	16	31:50.677	3.907	3.907	140.3	9	1:43.767	161.4
3	61	Lorenzo Colombo	ITA	JD MOTORSPORT	ITA	R	3	16	31:51.601	4.831	0.924	140.2	10	1:43.841	161.3
4	1	Max Fewtrell	GBR	R-ACE GP	FRA			16	31:52.021	5.251	0.420	140.2	13	1:43.823	161.4
5	3	Charles Milesi	FRA	R-ACE GP	FRA	R	4	16	31:54.333	7.563	2.312	140.0	11	1:44.188	160.8
6	22	Alexander Smolyar	RUS	TECH 1 RACING	FRA	R	5	16	31:55.395	8.625	1.062	139.9	16	1:44.118	160.9
7	21	Neil Verhagen	USA	TECH 1 RACING	FRA			16	32:00.180	13.410	4.785	139.6	9	1:44.340	160.6
8	16	Yifei Ye	CHN	JOSEF KAUFMANN RACING	GER			16	32:04.367	17.597	4.187	139.3	12	1:43.815	161.4
9	32	Alex Peroni	AUS	MP MOTORSPORT	NED			16	32:04.735	17.965	0.368	139.3	10	1:44.376	160.5
10	24	Frank Bird	GBR	TECH 1 RACING	FRA			16	32:05.390	18.620	0.655	139.2	9	1:44.748	159.9
11	53	Eliseo Martinez	ESP	AVF BY ADRIAN VALLES	ESP	R	6	16	32:06.155	19.385	0.765	139.2	13	1:44.520	160.3
12	54	Christian Munoz	COL	AVF BY ADRIAN VALLES	ESP	R	7	16	32:09.960	23.190	3.805	138.9	9	1:45.273	159.1
13	84	Vladimir Tziortzis	RUS	FORTEC MOTORSPORTS	GBR	R	8	16	32:10.753	23.983	0.793	138.8	14	1:44.882	159.7
14	23	Thomas Neubauer	FRA	TECH 1 RACING	FRA			16	32:20.974	34.204	10.221	138.1	10	1:45.198	159.2
15	85	Raúl Guzman	MEX	FORTEC MOTORSPORTS	GBR			15	30:19.225	1 Lap	1 Lap	138.1	10	1:44.330	160.6
16	41	Oscar Piastrì	AUS	ARDEN	GBR	R	9	15	30:19.439	1 Lap	0.214	138.1	9	1:44.603	160.2
Not classified: (Requirements: 90% of number laps of leader = 15 Laps)															
11		Clément Novalak	GBR	JOSEF KAUFMANN RACING	GER	R	10	11	23:22.445	5 Laps	4 Laps	131.4	10	1:44.968	159.6
51		Axel Matus	MEX	AVF BY ADRIAN VALLES	ESP			8	18:12.634	8 Laps	3 Laps	122.6	7	1:46.369	157.5
43		Sami Taoufik	MAR	ARDEN	GBR	R	11	2	3:48.477	14 Laps	6 Laps	146.6	2	1:50.738	151.3
62		Thomas Maxwell	AUS	JD MOTORSPORT	ITA			2	4:08.943	14 Laps	20.466	134.6	1	1:52.499	148.9
4		Victor Martins	FRA	R-ACE GP	FRA	R	12	2	19:08.757	14 Laps	14:59.81	29.1	2	2:07.344	131.5
63		Najiy Razak	MAS	JD MOTORSPORT	ITA			1	1:56.116	15 Laps	1 Lap	144.3	1	1:56.116	144.3
42		Nikita Volegov	RUS	ARDEN	GBR	R	13	1	1:56.221	15 Laps	0.105	144.1	1	1:56.221	144.1
33		Freek Schothorst	NED	MP MOTORSPORT	NED	R	14	1	1:56.408	15 Laps	0.187	143.9	1	1:56.408	143.9

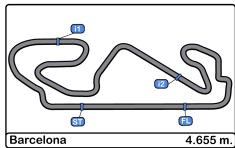
Fastest lap Christian Lundgaard in 1:43.555 at 161.8 Km/h in lap 9

Published at:.....

Track Temp: **22.0 °C** Air Temp: **23.3 °C** Humidity: **58 %** Track Status: **DRY**

Stewards:	Race Director:	Timekeeper:
------------------	-----------------------	------------------------





Circuit de Barcelona
Formula Renault Eurocup
Race - 2
Final Results



Cls	Nº	Driver	Nat	Competitor	Nat	Rookie	Cls	Laps	Total Time	Gap	Interval	Km/h	Best	Time	Km/h
1	2	Logan Sargeant	USA	R-ACE GP	FRA	R	1	19	33:10.271			159.9	15	1:44.098	160.9
2	31	Christian Lundgaard	DEN	MP MOTORSPORT	NED	R	2	19	33:13.584	3.313	3.313	159.7	18	1:44.107	160.9
3	4	Victor Martins	FRA	R-ACE GP	FRA	R	3	19	33:16.465	6.194	2.881	159.4	19	1:44.177	160.8
4	1	Max Fewtrell	GBR	R-ACE GP	FRA			19	33:18.621	8.350	2.156	159.3	13	1:44.308	160.6
5	62	Thomas Maxwell	AUS	JD MOTORSPORT	ITA			19	33:24.056	13.785	5.435	158.8	19	1:44.691	160.0
6	61	Lorenzo Colombo	ITA	JD MOTORSPORT	ITA	R	4	19	33:24.388	14.117	0.332	158.8	8	1:44.618	160.1
7	21	Neil Verhagen	USA	TECH 1 RACING	FRA			19	33:25.646	15.375	1.258	158.7	16	1:44.691	160.0
8	16	Yifei Ye	CHN	JOSEF KAUFMANN RACING	GER			19	33:27.489	17.218	1.843	158.6	16	1:44.651	160.1
9	53	Eliseo Martinez	ESP	AVF BY ADRIAN VALLES	ESP	R	5	19	33:28.122	17.851	0.633	158.5	17	1:44.823	159.8
10	3	Charles Milesi	FRA	R-ACE GP	FRA	R	6	19	33:32.125	21.854	4.003	158.2	14	1:45.019	159.5
11	41	Oscar Piastrri	AUS	ARDEN	GBR	R	7	19	33:32.763	22.492	0.638	158.1	15	1:44.874	159.7
12	22	Alexander Smolyar	RUS	TECH 1 RACING	FRA	R	8	19	33:33.394	23.123	0.631	158.1	17	1:44.989	159.6
13	11	Clément Novalak	GBR	JOSEF KAUFMANN RACING	GER	R	9	19	33:34.265	23.994	0.871	158.0	17	1:44.842	159.8
14	32	Alex Peroni	AUS	MP MOTORSPORT	NED			19	33:35.209	24.938	0.944	157.9	14	1:44.792	159.9
15	43	Sami Taoufik	MAR	ARDEN	GBR	R	10	19	33:39.892	29.621	4.683	157.6	16	1:44.844	159.8
16	85	Raúl Guzman	MEX	FORTEC MOTORSPORTS	GBR			19	33:40.927	30.656	1.035	157.5	10	1:44.862	159.8
17	24	Frank Bird	GBR	TECH 1 RACING	FRA			19	33:41.537	31.266	0.610	157.5	17	1:44.668	160.1
18	33	Freek Schothorst	NED	MP MOTORSPORT	NED	R	11	19	33:46.164	35.893	4.627	157.1	19	1:44.948	159.6
19	42	Nikita Volegov	RUS	ARDEN	GBR	R	12	19	33:47.826	37.555	1.662	157.0	19	1:44.934	159.7
20	63	Najiy Razak	MAS	JD MOTORSPORT	ITA			19	33:52.528	42.257	4.702	156.6	16	1:45.385	159.0
21	84	Vladimir Tziortzis	RUS	FORTEC MOTORSPORTS	GBR	R	13	19	33:53.240	42.969	0.712	156.5	18	1:45.354	159.0
22	54	Christian Munoz	COL	AVF BY ADRIAN VALLES	ESP	R	14	19	33:55.223	44.952	1.983	156.4	5	1:45.622	158.6
Not classified: (Requirements: 90% of number laps of leader = 18 Laps)															
	23	Thomas Neubauer	FRA	TECH 1 RACING	FRA			17	30:38.490	2 Laps	2 Laps	154.9	9	1:45.015	159.5
	51	Axel Matus	MEX	AVF BY ADRIAN VALLES	ESP			7	14:04.086	12 Laps	10 Laps	138.9	4	1:46.338	157.5

Fastest lap Logan Sargeant in 1:44.098 at 161.0 Km/h in lap 15

Published at:.....

Track Temp: **29.7 °C** Air Temp: **25.9 °C** Humidity: **47 %** Track Status: **DRY**

Stewards:	Race Director:	Timekeeper:
------------------	-----------------------	------------------------

